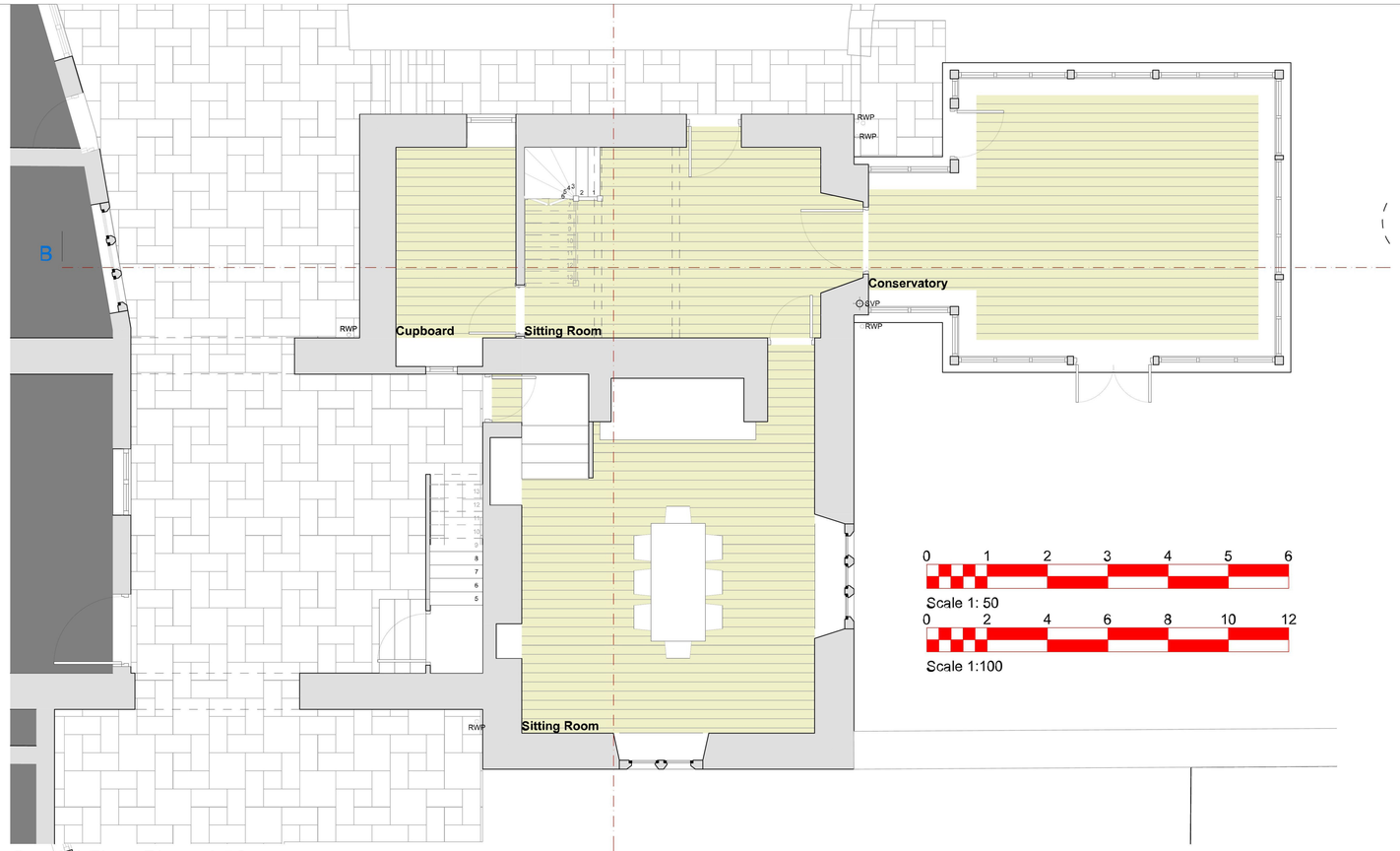


Ground Floor Plan - 1:50

Section A-A - 1:50

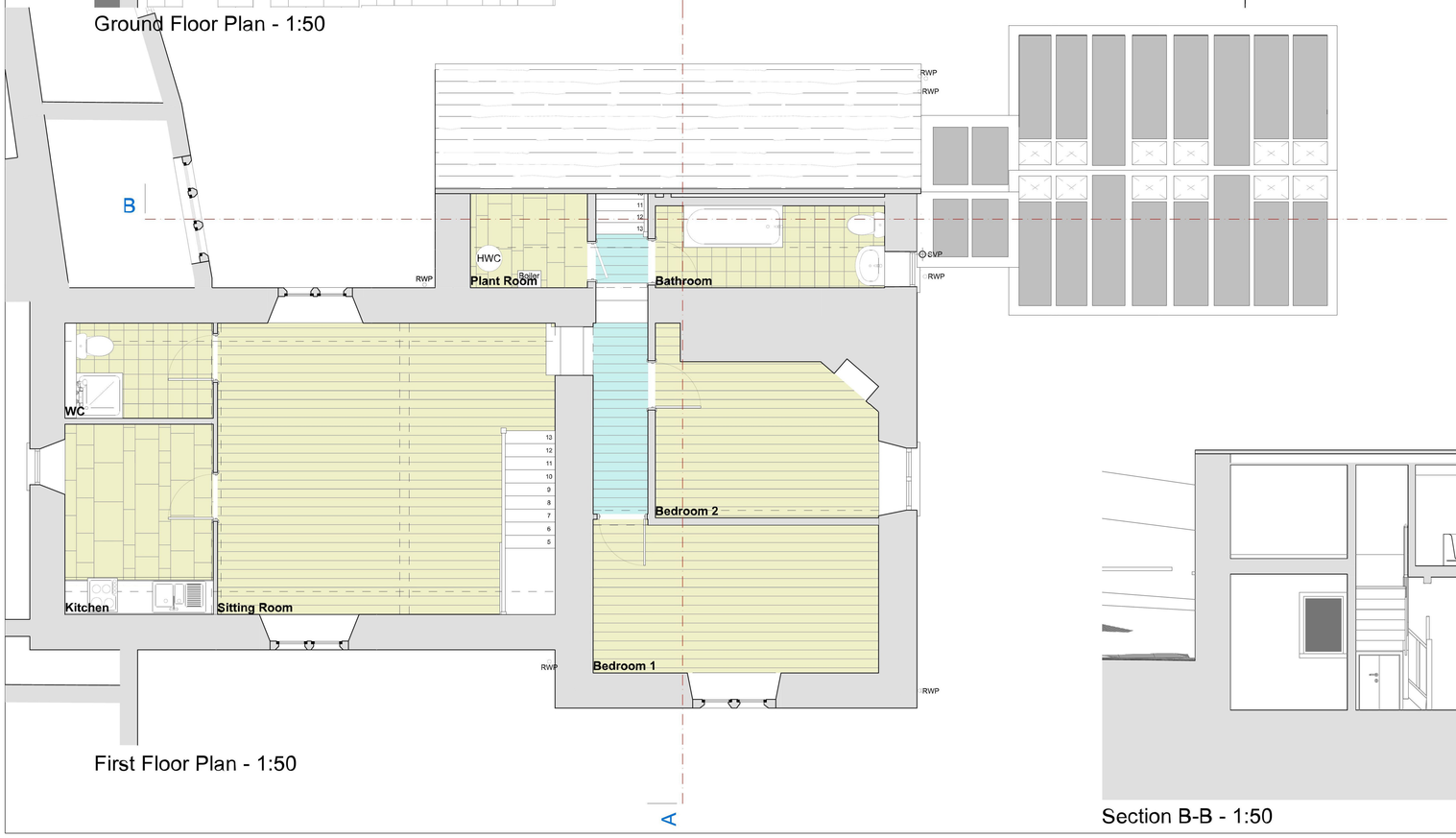


First Floor Plan - 1:50

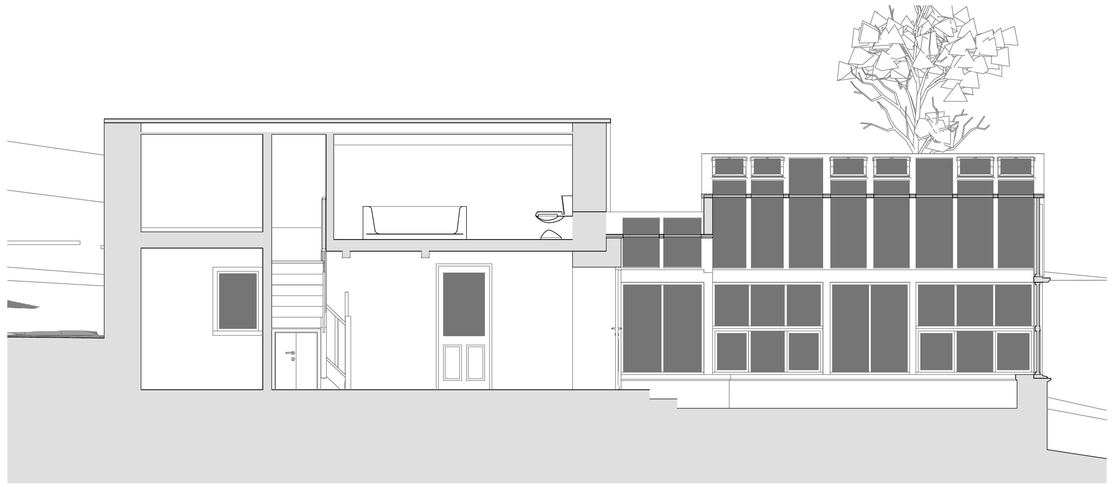

Section B-B - 1:50

This drawing and its design content is copyright - Jagged Edge Design Ltd.

SCALING

Scaling this drawing as part of the construction process is something we strongly advise against. We appreciate that there are many other non critical reasons for scaling a drawing, if you wish to, at your own risk, first measure the distance between the red lines to the right.

IF THIS DRAWING HAS BEEN ACCURATELYREPRODUCED THE DISTANCE BETWEEN THESE LINES WILL BE EXACTLY 100mm.

DRAWING SHEET SIZE

If output to print, this sheet will be able to deliver the drawings to the scale indicated, on an - A1 SHEET

WE STRONGLY ADVISE AGAINST USING THE DRAWING SHEET SIZE, IN ANY WAY, FOR DETERMINING SIZES OF PROPOSED BUILDING WORKS. THE TOOLS PROVIDED IN THE FORM OF SCALE BARS AND THE PRINT CHECK ARE FOR THIS PURPOSE.

Project.

Single storey kitchen extension:

Middle Lypiatt House
Middle Lypiatt Lane
Stroud
GL6 7LW

Client.

[redacted]

Middle Lypiatt House
Middle Lypiatt Lane
Stroud
GL6 7LW

Title.

Single storey kitchen extension,
Survey Floor Plans and Sections

Date originated.

Date printed.
26 November 2020

Scale.
1:50

Drawn By.
G Lawes

BIM Server: JEDBIM - BIM Server 20/1900 - PROJECTS/1842 - Richard Claridge

Drawing No.
1843_0312

JaggedEdgeDesignLtd
Architectural Design Specialists
The Studio
Irongate Farm Business Units
Rodmarton
Cirencester
Gloucestershire
GL7 6PQ
info@jaggededgedesign.co.uk
www.jaggededgedesign.co.uk