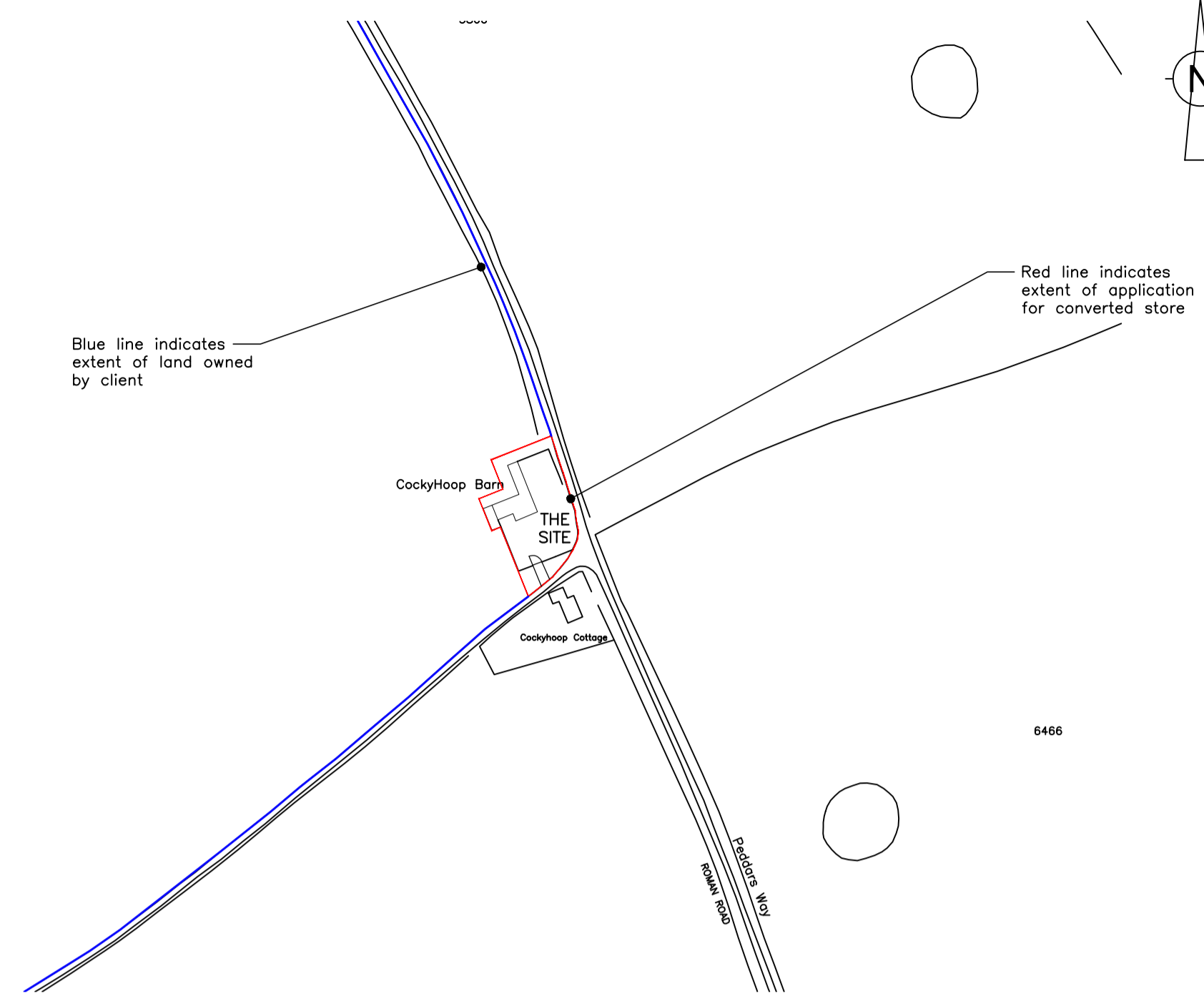






GROUND FLOOR LAYOUT PLAN - 1:100



LOCATION PLAN - 1:2500

NOTES
 ALL DIMENSIONS ARE IN mm UNLESS NOTED OTHERWISE.
 ALL DIMENSIONS, DETAILS, COMPONENTS AND ASSEMBLIES SHALL BE VERIFIED BY THE CONTRACTOR PRIOR TO CONSTRUCTION, MANUFACTURE OR SUPPLY.
 ALL MATERIALS, CONSTRUCTION AND DETAILS SHOWN OR IMPLIED BY THIS DRAWING MUST COMPLY WITH CURRENT BRITISH STANDARDS, CODES OF PRACTICE, PLANNING / BUILDING REGULATIONS, H & SE LEGISLATION AND CLIENTS PARTICULAR SPECIFICATIONS.
 CONFLICTING INFORMATION SHOWN OR IMPLIED SHALL BE REFERRED TO CALVERT BRAIN & FRAULO ARCHITECTURAL LTD.
 THIS DRAWING AND THE WORKS DEPICTED ARE THE COPYRIGHT OF CALVERT BRAIN & FRAULO ARCHITECTURAL LTD. AND MAY NOT BE REPRODUCED WITHOUT WRITTEN PERMISSION.
 THIS DRAWING MUST BE READ IN CONJUNCTION WITH ALL ENGINEERS, ARCHITECTS AND SPECIALISTS' DRAWINGS AND SPECIFICATIONS.

-  THIS SYMBOL GIVES WARNING OF A SIGNIFICANT HAZARD OR INFORMATION THAT IS UNUSUAL
-  THIS SYMBOL IDENTIFIES A COMPULSORY ACTION REQUIRED TO BE UNDERTAKEN TO AVOID RISK
-  THIS SYMBOL IS TO AVOID SOMETHING OR TO REFRAIN FROM A PARTICULAR ACTION
-  THIS SYMBOL PROVIDES RELEVANT SAFETY INFORMATION TO BE AWARE OF.

Construction Design & Management Regulations (CDM) 2015.
 This drawings must be read in conjunction with the project specific cdm hazard identification checklist.

Asbestos.
 CBFA Ltd have not surveyed the building for asbestos containing materials (ACMs). All properties constructed prior to the year 2000 may contain ACMs. As a Client, you have health and safety responsibilities to adequately advise persons undertaking construction work on your property of any potential asbestos risk. If your property was constructed prior to the year 2000 you should by law have had an asbestos survey and maintain an asbestos management plan and if you are undertaking any alterations or construction work we would recommend that you commission an Asbestos Refurbishment and Demolition Survey prior to any work commencing. This is particularly important if the works involve any demolition or opening up of existing structure.

REV.	DESCRIPTION	APPR.	CHKD.	DRAWN	DATE
-	ISSUED FOR PLANNING	RWB	RWB	SAG	05/08/19

SCALES
 1:2500, 1:100 @ A1

CLIENT
MR O. BIRKBECK
 LITTLE MASSINGHAM HOUSE
 STATION ROAD,
 LITTLE MASSINGHAM, KING'S LYNN

PROJECT
BARN CONVERSION
 AT COCKY HOOP BARN,
 PEDDARS WAY, HILLINGTON,
 NORFOLK, PE31 6DS

DRAWING TITLE
**EXISTING GROUND FLOOR PLAN WITH
 LOCATION PLAN**

- SCHEME
- BUILDING REGS
- WORKING DRAWING
- PLANNING
- TENDER ISSUE
- ISSUED ON COMPLETION

**CALVERT
 BRAIN &
 FRAULO**
 ARCHITECTURAL LTD

3 PORTLAND STREET, KING'S LYNN, NORFOLK, PE30 1PB
 TEL 01553 766220 FAX 01553 766033 WWW C-B-F-A.CO.UK

DRAWING NO.
190802 / 10 / 01

