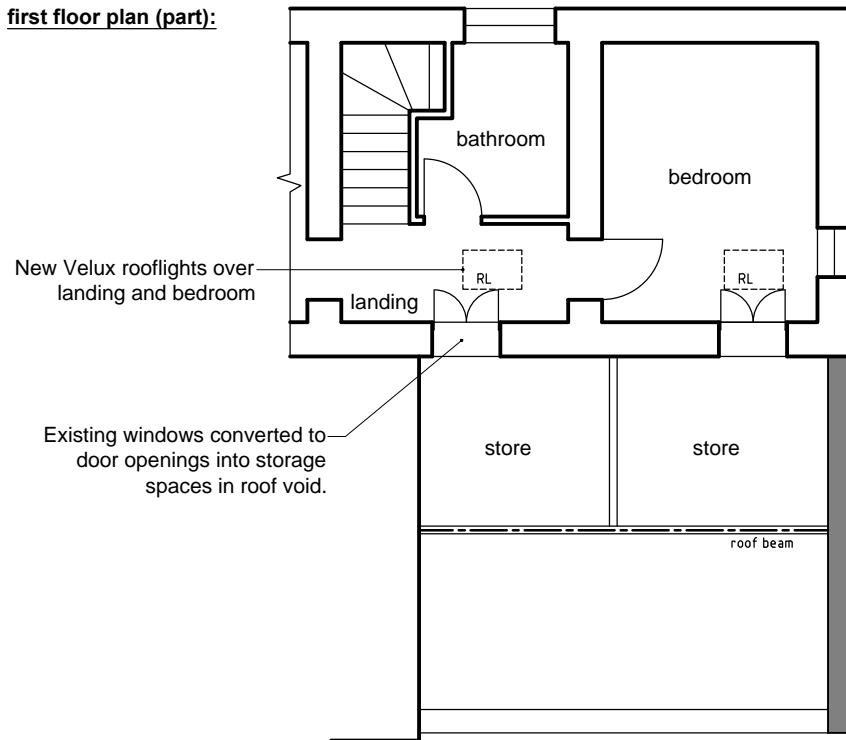
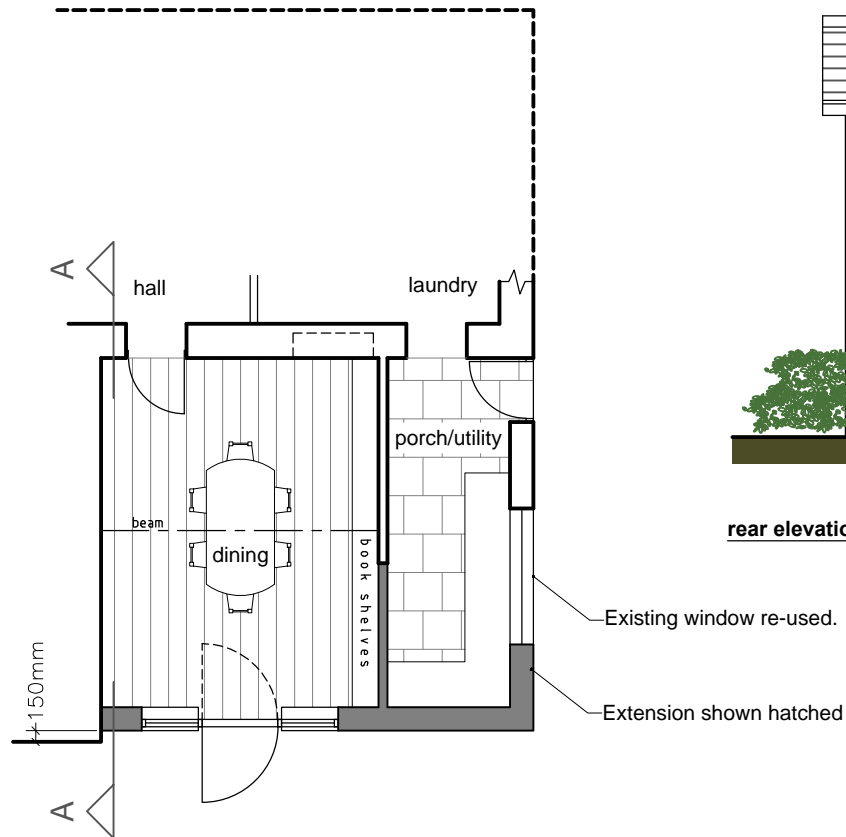


first floor plan (part):



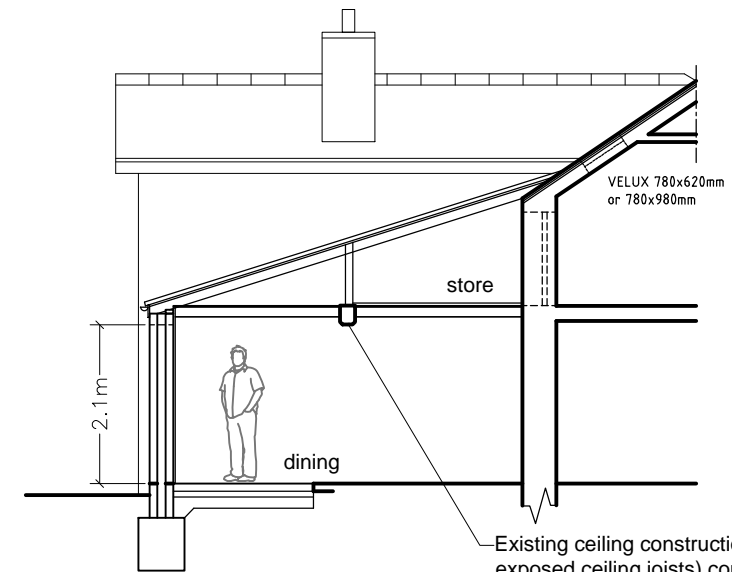
ground floor plan (part):



rear elevation (se):



rear elevation (ne):



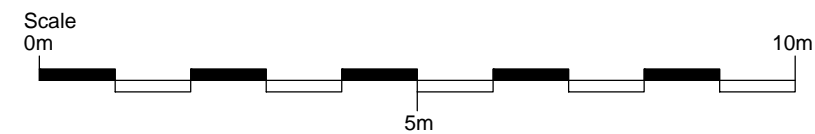
section A-A:

SCHEDULE OF EXTERNAL MATERIALS:

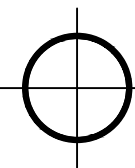
ROOF:
 -Inter-locking concrete slates to match the existing (Redland Stonewold or equivalent)
 -Rainwater Goods: white plastic 'Squareline' as existing.
 -Roof Trims: white uPVC as existing.

WALLS:
 -Render (wood-float finish) to side elevation, painted to match the existing.
 -Clay facing brick to rear elevation, to match the existing conservatory walls.

JOINERY:
 -New uPVC glazed screen (door & side windows) to match the existing.
 -Existing window from rear elevation to be re-used.



The front (nw) and side (sw) elevations will be unaffected by the proposal and are therefore not shown on this drawing.



PAUL THORNTON BUILDING DESIGN LTD

85 Park Road Berry Hill Coleford Gloucestershire GL16 7AG

Tel/Fax: 01594 832300 E-Mail: info@ptbuildingdesign.co.uk

Revisions

NOTES: do not scale from this drawing - check dimensions before use & notify the designer of any discrepancies immediately - © copyright belongs to the designer

Job Title

**PLUM TREE COTTAGE, VINEY HILL,
 LYDNEY, GLOS.
 Proposed Extension**

Drawing Number

PG/03

Drawing Title

Dwelling (part) as Proposed

Date
01/10/2020

Scale
1:100@A3

Rev.