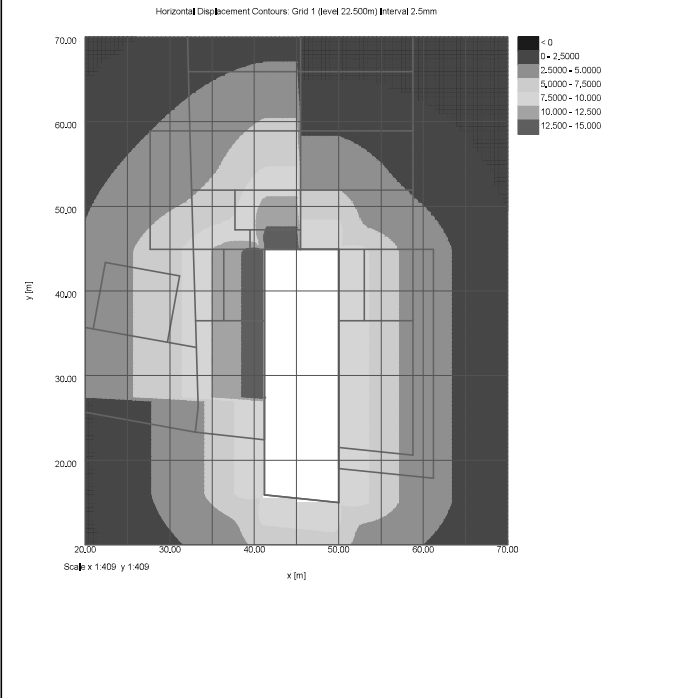
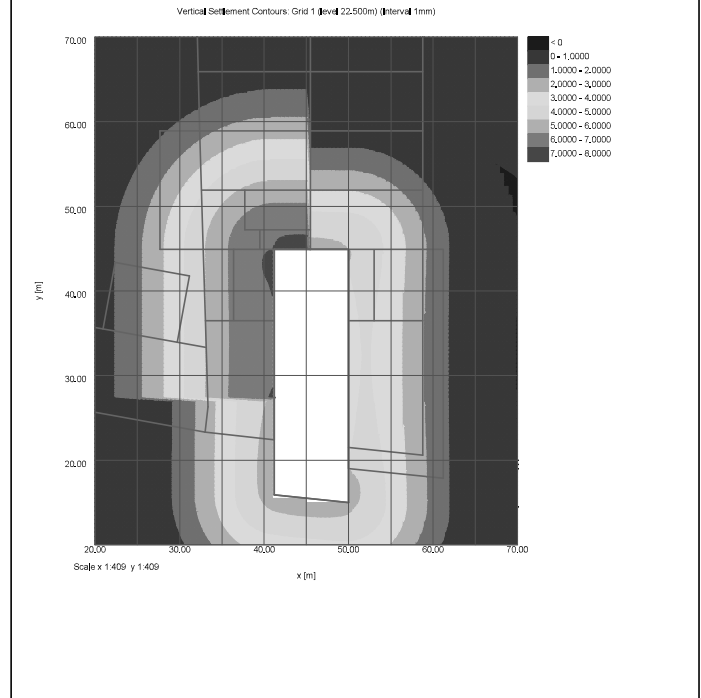


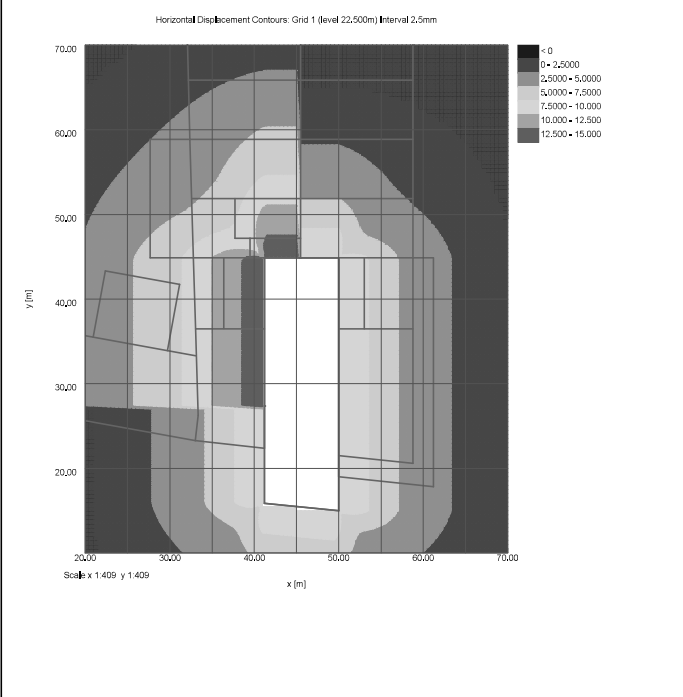
Job No.	Sheet No.	Rev.
J20200		
Dwg. Ref.		
Made by	Date	Checked
AG	03/Nov/2020	



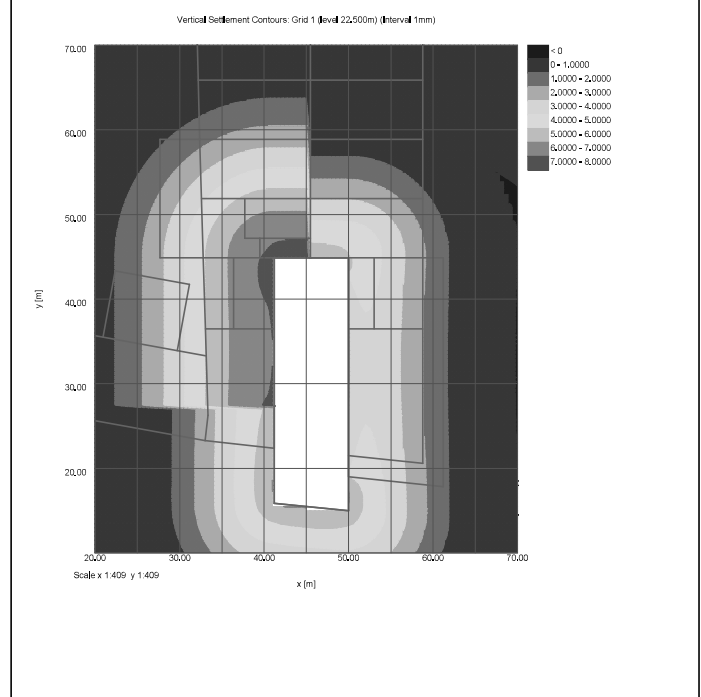
Job No.	Sheet No.	Rev.
J20200		
Dwg. Ref.		
Made by	Date	Checked
AG	03/Nov/2020	



Job No.	Sheet No.	Rev.
J20200		
Dwg. Ref.		
Made by	Date	Checked
AG	03/Nov/2020	



Job No.	Sheet No.	Rev.
J20200		
Dwg. Ref.		
Made by	Date	Checked
AG	03/Nov/2020	



Oasys		Job No.	Sheet No.	Rev.										
2 Hyde Park Place, London W2 2LH <td>J20200</td> <td></td> <td></td>		J20200												
Stage 1 - Short term movements <td>Dwg. Ref.</td> <td></td> <td></td>		Dwg. Ref.												
		Made By	Date	Checked										
		MC	02/04/2020											
Specific Building Design Results - Critical Elements with Each Building														
User	Case	Area	Quantity	Units	Element	Controlled Sub-Structure	Original Start	End	Coordinate	Max. Displacement	Min. Displacement	Max. Displacement	Min. Displacement	Element Category
Case	Area	Quantity	Units	Element	Controlled Sub-Structure	Original Start	End	Coordinate	Max. Displacement	Min. Displacement	Max. Displacement	Min. Displacement	Element Category	
Case	Area	Quantity	Units	Element	Controlled Sub-Structure	Original Start	End	Coordinate	Max. Displacement	Min. Displacement	Max. Displacement	Min. Displacement	Element Category	

Oasys		Job No.	Sheet No.	Rev.										
2 Hyde Park Place, London W2 2LH <td>J20200</td> <td></td> <td></td>		J20200												
Stage 2 - Short term movements <td>Dwg. Ref.</td> <td></td> <td></td>		Dwg. Ref.												
		Made By	Date	Checked										
		MC	02/04/2020											
Specific Building Design Results - Critical Elements with Each Building														
User	Case	Area	Quantity	Units	Element	Controlled Sub-Structure	Original Start	End	Coordinate	Max. Displacement	Min. Displacement	Max. Displacement	Min. Displacement	Element Category
Case	Area	Quantity	Units	Element	Controlled Sub-Structure	Original Start	End	Coordinate	Max. Displacement	Min. Displacement	Max. Displacement	Min. Displacement	Element Category	
Case	Area	Quantity	Units	Element	Controlled Sub-Structure	Original Start	End	Coordinate	Max. Displacement	Min. Displacement	Max. Displacement	Min. Displacement	Element Category	

Oasys		Job No.	Sheet No.	Rev.										
2 Hyde Park Place, London W2 2LH		J20200												
Stage 3 - Short term movements		Dwg. Ref.												
		Made By	Date	Checked										
		MC	02/04/2020											
Specific Building Design Results - Critical Elements with Each Building														
User	Case	Area	Quantity	Units	Element	Controlled Sub-Structure	Original Start	End	Coordinate	Max. Displacement	Min. Displacement	Max. Displacement	Min. Displacement	Element Category
Case	Area	Quantity	Units	Element	Controlled Sub-Structure	Original Start	End	Coordinate	Max. Displacement	Min. Displacement	Max. Displacement	Min. Displacement	Element Category	
Case	Area	Quantity	Units	Element	Controlled Sub-Structure	Original Start	End	Coordinate	Max. Displacement	Min. Displacement	Max. Displacement	Min. Displacement	Element Category	

Oasys		Job No.	Sheet No.	Rev.										
2 Hyde Park Place, London W2 2LH		J20200												
Stage 4 - Total movements		Dwg. Ref.												
		Made By	Date	Checked										
		MC	02/04/2020											
Specific Building Design Results - Critical Elements with Each Building														
User	Case	Area	Quantity	Units	Element	Controlled Sub-Structure	Original Start	End	Coordinate	Max. Displacement	Min. Displacement	Max. Displacement	Min. Displacement	Element Category
Case	Area	Quantity	Units	Element	Controlled Sub-Structure	Original Start	End	Coordinate	Max. Displacement	Min. Displacement	Max. Displacement	Min. Displacement	Element Category	
Case	Area	Quantity	Units	Element	Controlled Sub-Structure	Original Start	End	Coordinate	Max. Displacement	Min. Displacement	Max. Displacement	Min. Displacement	Element Category	

Geotechnical & Environmental Associates (GEA) is an engineer-led and client-focused independent specialist providing a complete range of geotechnical and contaminated land investigation, analytical and consultancy services to the property and construction industries.

We have offices at

Widbury Barn
Widbury Hill
Ware
Hertfordshire
SG12 7QF
tel 01727 824666
mail@gea-ltd.co.uk

Church Farm
Gotham Road
Kingston on Soar
Notts
NG11 0DE
tel 01509 674888
midlands@gea-ltd.co.uk

Peter House
Oxford Street
Manchester
M1 5AN
tel 0161 209 3032
mail@gea-ltd.co.uk

Enquiries can also be made online at

www.gea-ltd.co.uk

where information can be found
on all of the services that we offer.

