

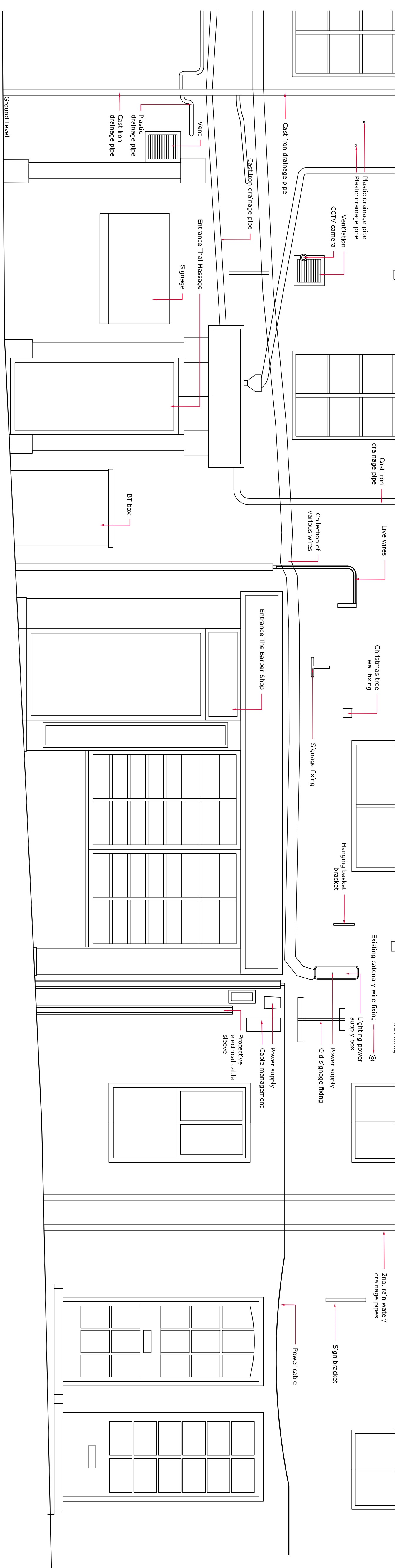
LOCATION PLAN - BARBERS SHOP - CLARKS YARD
1:250 @ A1



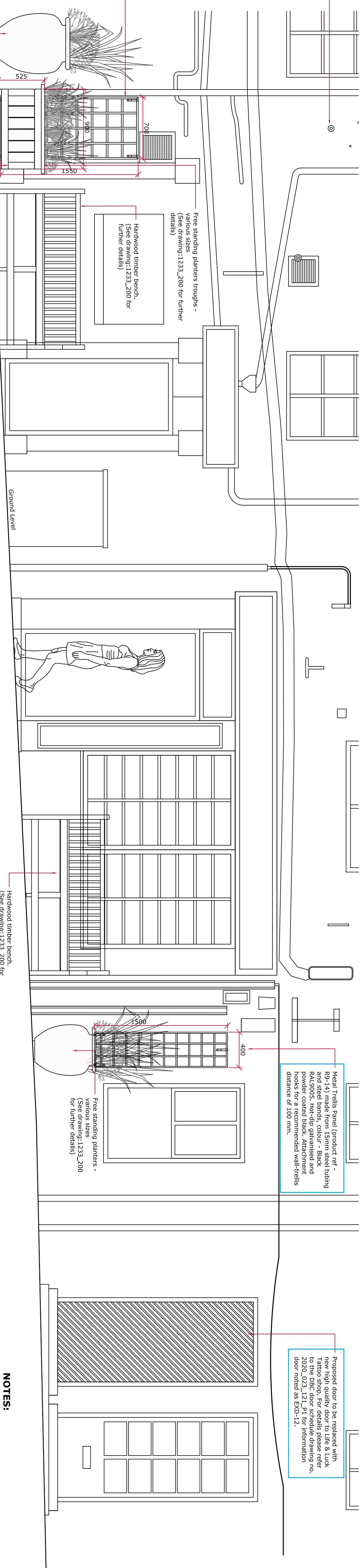
PHOTO (EXISTING) - BARBERS SHOP - CLARKS YARD
M15 @ A1



Existing door to be replaced. Refer to DEC door schedule drawing no. 2020_023_121_P1 for information door noted as E00-12 for details.



ELEVATION - A-A' - BARBERS SHOP - CLARKS YARD
1:25 @ A1



ELEVATION - A-A' - PROPOSALS - BARBERS SHOP - CLARKS YARD
1:25 @ A1

Proposed canopy wire fitting. Detail to match existing. For further details refer to drawing 1233_400. Note - location as shown is indicative only. The precise location will be agreed on site.

Metal Trellis Panel (product ref - R9-123 made from 15mm steel tubing RAL9005. Hot-dip galvanized and powder coated black. Attachment hooks for a recommended wall-trellis distance of 100 mm.

Free standing planters - various sizes (See drawing:1233_200 for further details)

Free standing planters troughs - (See drawing:1233_200 for further details)

Free standing planters - various sizes (See drawing:1233_200 for further details)

Free standing planters - various sizes (See drawing:1233_200 for further details)

Free standing planters - various sizes (See drawing:1233_200 for further details)

Free standing planters - various sizes (See drawing:1233_200 for further details)

Rev	Description	By	CHK	Date
A	Initial issue for comment/ approval	CS	LH	10/12/20
B	Revised following comment from EIS.	CS	LH	21/11/20
C	Revised following comment from EIS. Content updated.	CS	LH	22/11/20
D	Drawing name corrected. Drawing is issued for planning.	CS	LH	08/01/21

NOTES - IF IN DOUBT, ASK

- All dimensions are in millimetres unless otherwise stated.
- Ordinance Datum (AOD).
- On site by the site manager/contractor prior to construction. Check any works or existing any materials.
- Specifications from all members of the design team must be agreed and confirmed in writing with all other relevant design and construction teams.
- Any contracts/sub-contracts are to be submitted for approval by the design team and any additional Risk Assessment documents available.

CDM - SAFETY, HEALTH & ENVIRONMENTAL INFORMATION

Principal Designer: **Architectural Design Group**

Principal Contractor: **Architectural Design Group**


Undertaken services, work and safety: **Architectural Design Group**

Proposed construction build up unknown, residual risk.

Maintenance/Cleaning: **Architectural Design Group**

Access: **Architectural Design Group**

Where appropriate, to their own approved method statement. This is not an exhaustive list and any additional Risk Assessment documents available.



1233_PROJECT DARLING PHASE 1

Darlington Borough Council

Feature Detail

The Thai Massage and Barbers Shop

1233_310

AS SHOWN @ A1 03/12/20

Rev D DL3 704

Drawing Issue Status

Comment/Approval
 Copying
 Printing
 Issuing
 Record Draw
 BIM

Copyright and all intellectual property reserved. This drawing is the property of the Controller of Her Majesty's Stationery Office. © Crown copyright. Unauthorised production infringes Crown copyright and may lead to prosecution or civil proceedings. Licence Number 10002728. 2019

SouthernGreen

0131 440 9034
www.southerngreen.co.uk
info@southerngreen.co.uk