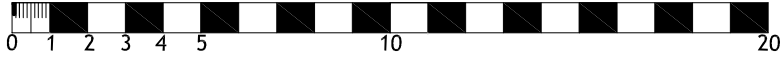
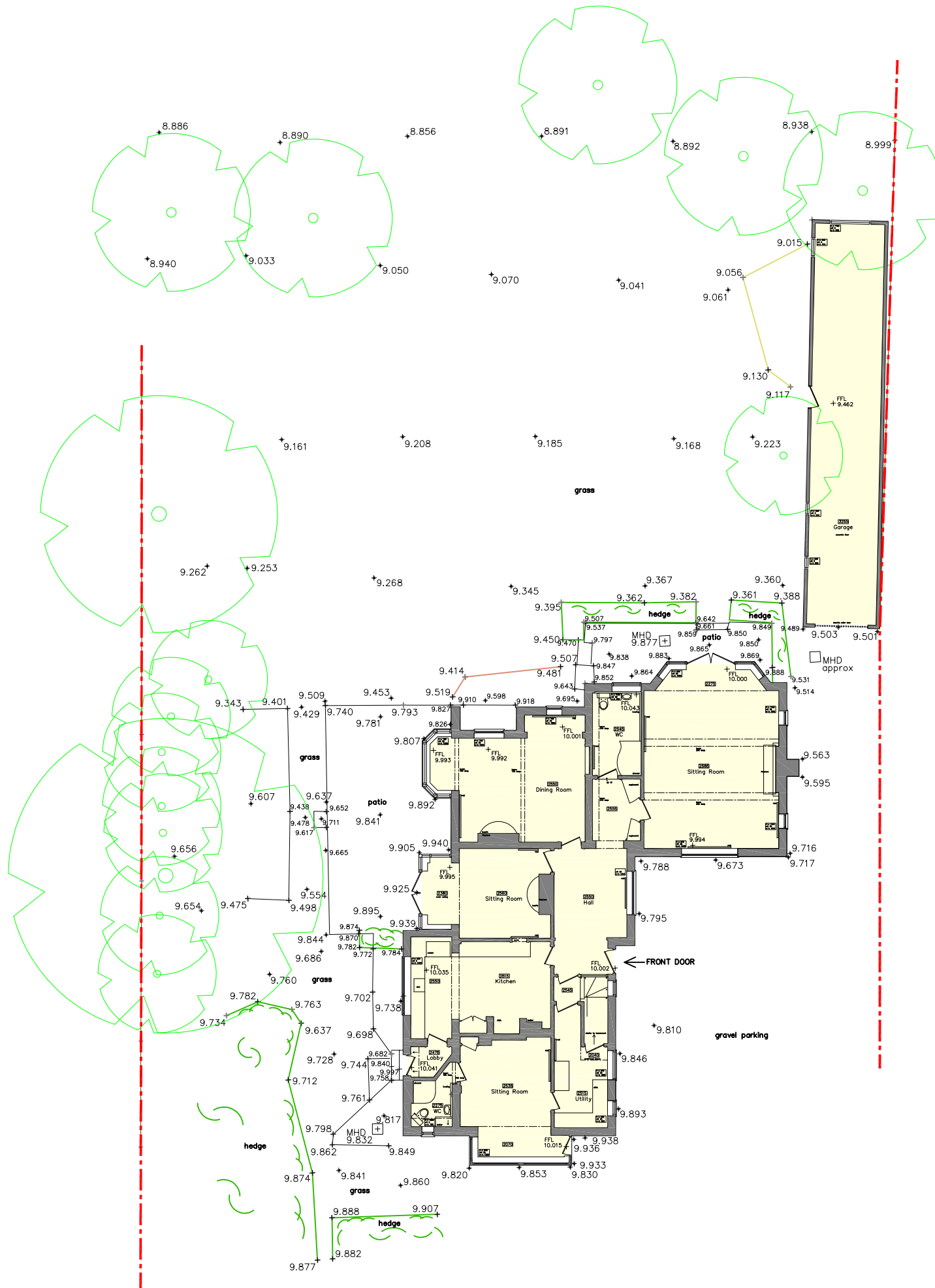
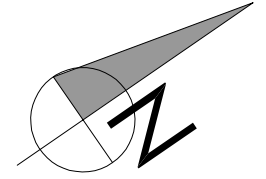


Existing Partial Site Plan



This drawing is the copyright of Elmstone Design LLP. The contractor is to check all site dimensions and levels before work starts. Do not scale from drawings. This drawing must be read with and checked against all structural and other specialist drawings, specification and bills of quantities. Notify architect of any discrepancies. The contractor is to comply with all current British Standards and Building Regulations whether or not specifically stated on these drawings.



ELMSTONE DESIGN LLP
 Architecture & Engineering

07732 331 558 adrian@elmstonedesign.com www.elmstonedesign.com

4 Queens Gate, East Cowes, Isle of Wight, PO32 6AG

Client
PLESSIS

Project
'WINDRUSH' 95 BARING ROAD

Drawing
EXISTING PARTIAL SITE PLAN

Scale. 1:200 @ A3	Date OCTOBER 2020	Status PLANNING	Drawn AH
----------------------	----------------------	--------------------	-------------

Drawing No. **A98-PL03** Revision A | 06.12.20