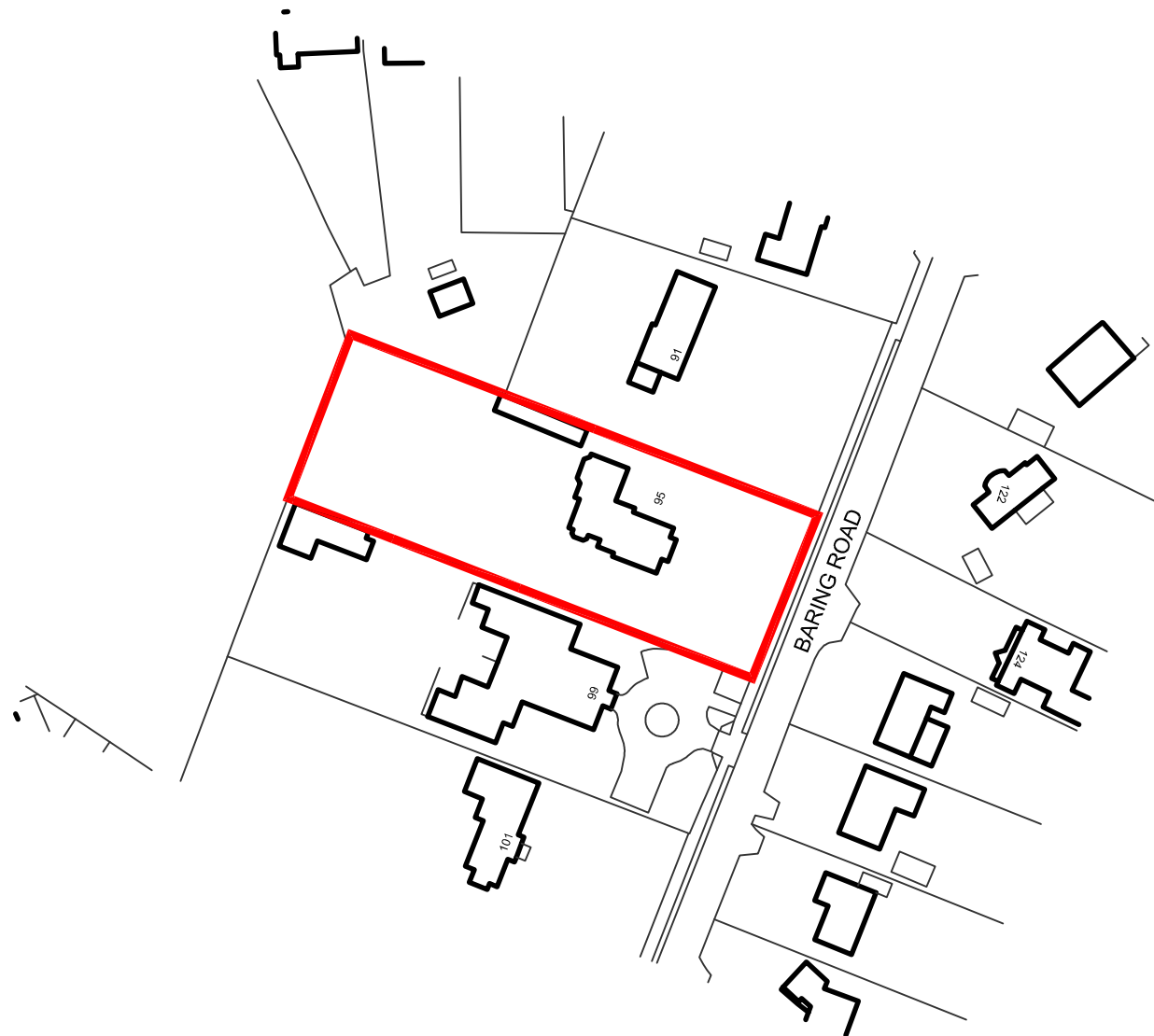


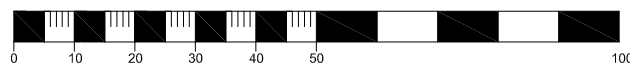
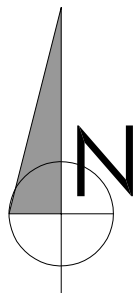
Location Plan

This drawing is the copyright of Elmstone Design LLP. The contractor is to check all site dimensions and levels before work starts. Do not scale from drawings. This drawing must be read with and checked against all structural and other specialist drawings, specification and bills of quantities. Notify architect of any discrepancies. The contractor is to comply with all current British Standards and Building Regulations whether or not specifically stated on these drawings.



Ordnance Survey, (c) Crown Copyright 2020. All rights reserved. Licence number 100022432

LOCATION PLAN 1:1250 @ A3



ELMSTONE DESIGN LLP
Architecture & Engineering

07732 331 558 admin@elmstonedesign.com www.elmstonedesign.com

4 Queens Gate, East Cowes, Isle of Wight, PO32 6AG

Client
PLESSIS

Project
'WINDRUSH' 95 BARING ROAD

Drawing
LOCATION PLAN

Scale.	Date	Status	Drawn
1:1250 @ A3	OCTOBER 2020	PLANNING	AH

Drawing No. **A98-PL01** **Revision A** | 12.01.21