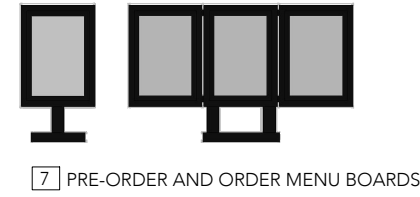
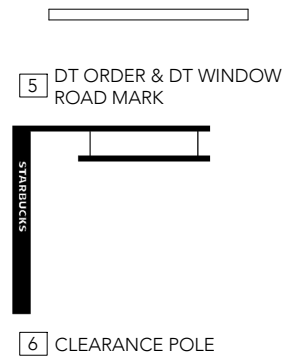
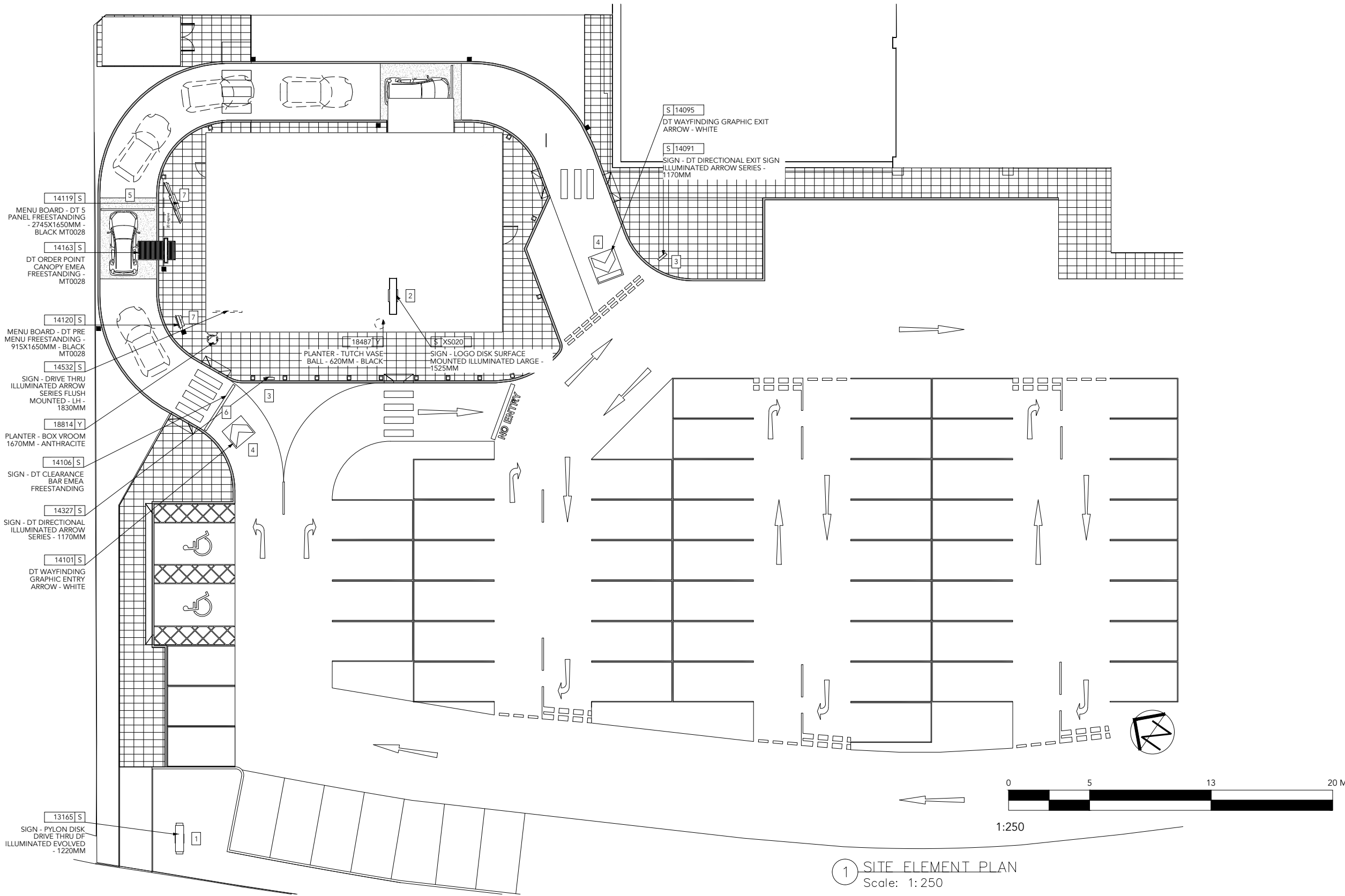


DT SITE SIGNAGES LEGEND:

NOTE:
POSITION POLE SIGN IS SITE SPECIFIC AS PER LOCAL REQUIREMENTS/REGULATIONS.



- ARCHITECTURAL SITE PLAN NOTES**
- REFER TO EXTERIOR ELEVATIONS ON SHEET A-2001 FOR BUILDING SIGNAGE LOCATION AND DESIGN ID. SEE ELECTRICAL DETAILS FOR ALL ASSOCIATED POWER REQUIREMENTS
 - LANDLORD TO BE PROVIDED WITH DRIVE-THRU DETECTION LOOP PRIOR TO DRIVE-THRU LANE CONSTRUCTION
 - DRIVE-THRU EQUIPMENT INCLUDING VEHICLE DETECTION LOOP, WIRELESS COMMUNICATION AND MONITORS COORDINATED BY STARBUCKS CONSTRUCTION MANAGER/PROJECT MANAGER REFER TO ELECTRICAL SPECIFICATIONS FOR ELECTRICAL REQUIREMENTS
 - LANDLORD TO BE PROVIDED WITH ENGINEERING DRAWINGS FOR ALL SIGNAGE BASES. SIGNAGE CONTRACTOR TO PROVIDE SITE DRAWINGS SHOWING SIGN TYPE AND LAYOUT
 - GENERAL CONTRACTOR TO APPLY CONCRETE SEALER TO ALL EXTERIOR CONCRETE PATIO AND WALKWAY SURFACES
 - SEE ARCHITECTURAL SITE DETAIL FOR FURTHER INFORMATION



ADVERTISING APPLICATION			
Rev.	Description	By	Date



OPFER LOGAN ARCHITECTS
130 CUBIE STREET | GLASGOW | G40 2AF
T: (0141) 332 9300 F: (0141) 342 2299 E: info@olarchitects.com

Client	BURTON & SPEKE LTD
Project	STARBUCKS DRIVE THROUGH FIT OUT LEVEN RIVERSIDE RETAIL PARK
Title	SITE ELEMENT PLAN
Project No.	22018
Scale	1:250 @ A3
Drawing No.	PL-A-A-1001
Date	DECEMBER 2020

Drawn By: JAD Checked By: DW
COPYRIGHT OF DESIGN & DRAWING RESERVED
UNAUTHORISED COPYING, DISTRIBUTION OR RECEIPT OF THIS DRAWING WITHOUT THE WRITTEN CONSENT OF OLA LTD MAY CONSTITUTE AN INFRINGEMENT OF COPYRIGHT. IF IN DOUBT PLEASE CONTACT OLA LTD

1 SITE ELEMENT PLAN
Scale: 1:250