

NEW EVERGREEN HEDGE, CHERRY LAUREL (*Prunus laurocerasus*) PLANTED AT 4-5 PLANTS PER METRE. NO PLANTS WITHIN 7 METRES OF THE EXISTING STRUCTURE.

NEW POST & RAIL FENCE WITH GALVANISED WELD MESH RABBIT WIRE.

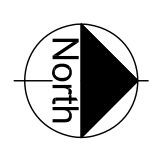
CLOSE BOARDED GATE

NEW CLOSE BOARDED FENCE WITH BRICK PLINTH & PIERS

FREE DRAINING RESIN BONDED GRAVEL SURFACE.

NEW POST & RAIL FENCE WITH GALVANISED WELD MESH RABBIT WIRE.

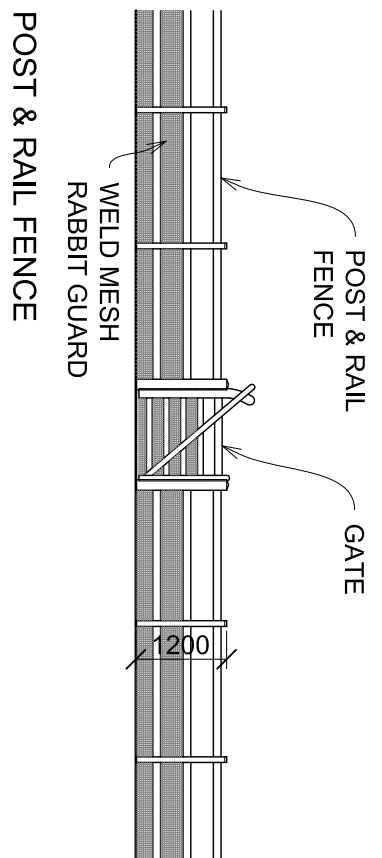
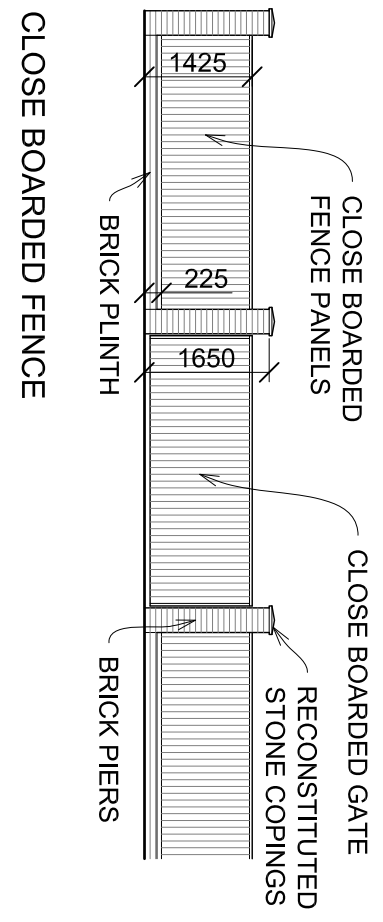
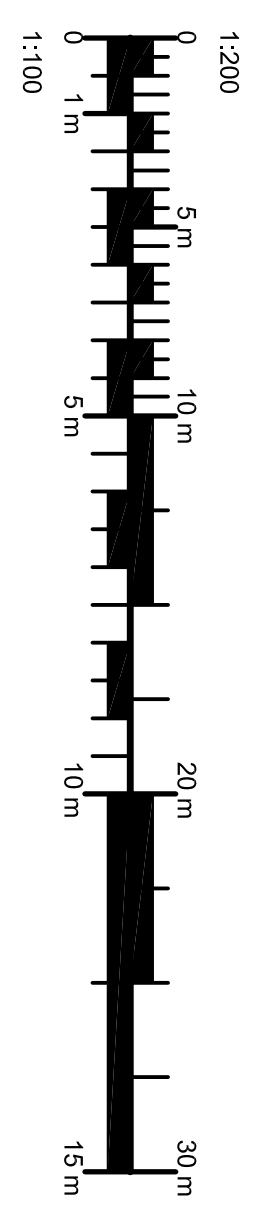
NEW EVERGREEN HEDGE, CHERRY LAUREL (*Prunus laurocerasus*) PLANTED AT 4-5 PLANTS PER METRE. NO PLANTS WITHIN 7 METRES OF THE EXISTING STRUCTURE.



# SITE LAYOUT

Scale 1:200

- NOTES:
1. Use within dimensions only. All dimensions to be checked on site and any discrepancies reported to ACORUS immediately. If in doubt ask.
  2. Where relevant, significant hazards have been identified on the drawing, unforeseeable have not been identified.
  3. This drawing is confidential and remains the exclusive property of ACORUS.
  4. ACORUS Rural Property Services Ltd.



# FENCE ELEVATIONS

Scale 1:100

Rev	Date	Description	Drawn	Chk

PROJECT: MR P WEAVERS  
 CONVERSION OF BARN AT PARK FARM  
 WICKHAM ST PAUL, CO9 2PX  
 TITLE: LANDSCAPING PROPOSALS

SCALE: AS SHOWN @A3  
 DATE: 01/21  
 DRAWN BY: SID  
 CHECKED BY: SID  
 DRAWING NO.: WEA-300  
 REVISION:

acorus.co.uk  
 Planning. Design. Property.