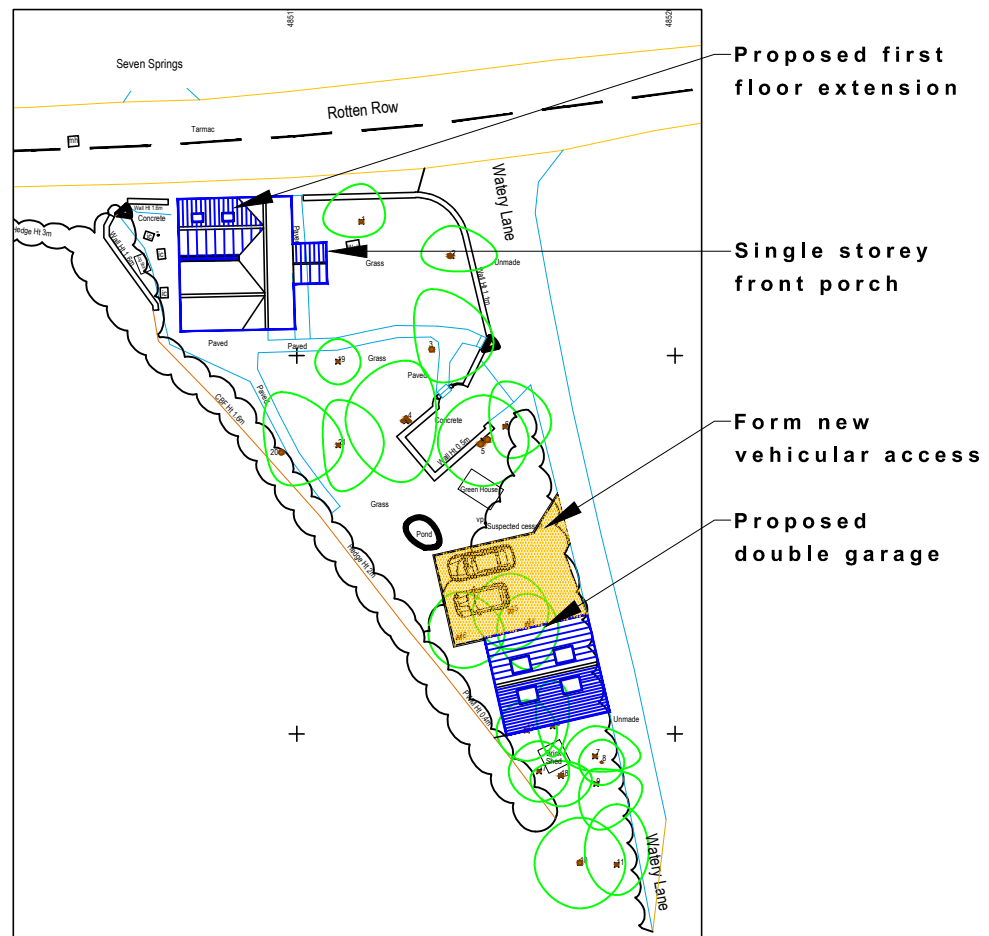


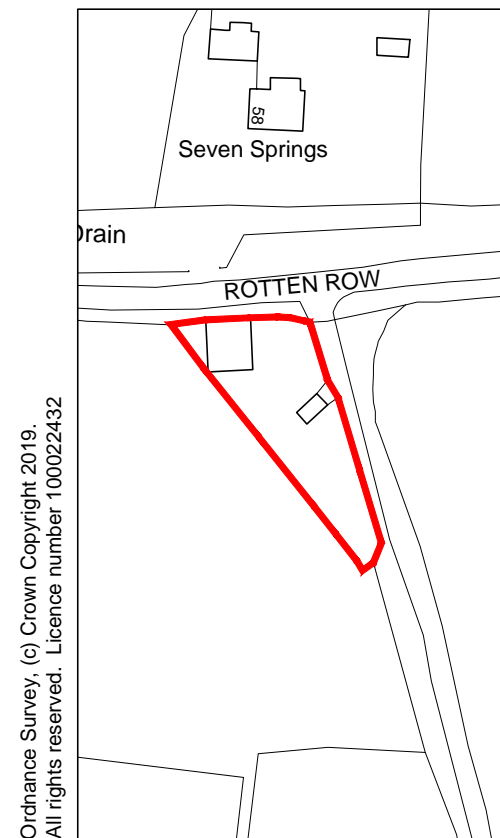
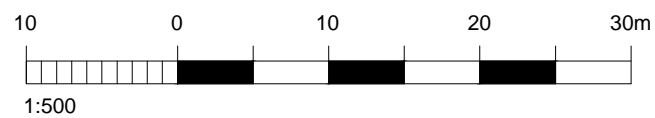
Dimensions to be checked on site before commencing work. Any discrepancies shall be reported to the architect immediately.

Do not scale from these drawings except for planning purposes. Use figured dimensions only.

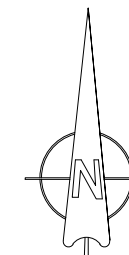
Where applicable this drawing is to be read in conjunction with other consultants' drawings.



Site plan scale 1:500

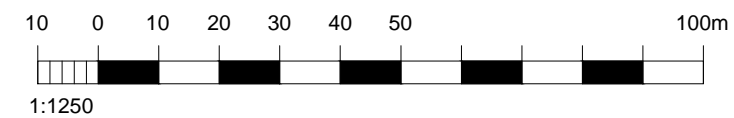


Ordnance Survey, (c) Crown Copyright 2019. All rights reserved. Licence number 100022432



Location plan

scale 1:1250



For MR ARNOLD	Title PROPOSED SITE PLAN & LOCATION PLAN	Office Tel: 01243 933732
Project PROPOSED EXTENSIONS & DOUBLE GARAGE AT LITTLE BOWER, ROTTEN ROW, SIDDLESHAM, PO20 7QS	Date NOV 2020	Email: admin@jb-architecturedesign.com
	Drawn JB	Scale 1:100 @ A3
	Checked -	Web: www.jb-architecturedesign.com
	Job Number PL404.20	Drawing Number -03
	Revision -	

