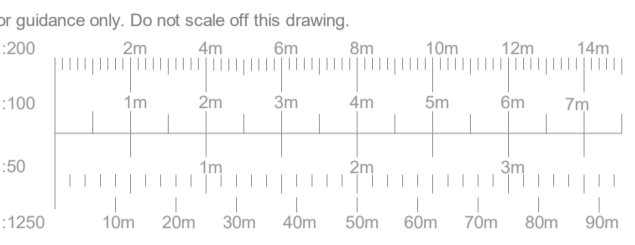


This drawing and the works depicted are the copyright of etc. Design Ltd and may only be reproduced with written permission.
 No alteration to the design or specification in part or whole to be made without the written approval of the Architect.
 All dimensions and levels depicted are subject to checking on site. Any discrepancies to be immediately notified to office of origin. Figured dimensions only to be used.
 The information contained in this drawing must only be used at the named location.
 The location of any services indicated on this drawing are approximate only and must be checked on site by the main contractor before commencing works.
 CDM Regulations - The designers hazard identification sheets to be read in conjunction with all consultants drawings, specifications and existing record drawings.
 It is considered that a competent contractor will be able to identify hazards associated with the project from the information above, and take the necessary precautions to deal with any risks to health and safety.



PLANNING



Rev	By	Chk	Date	Description

etc. Design Limited
 2 Carriers Fold Church Road
 Wombourne West Midlands WV5 9DH
 United Kingdom
 Telephone: +44 (0) 1902 898282
 Fax: +44 (0) 1902 898283
 Email: enquiries@etcarchitects.co.uk

Client: **Roger Bullivant Ltd**

Project: **Proposed Depot**

Broad Lane, Wilmington

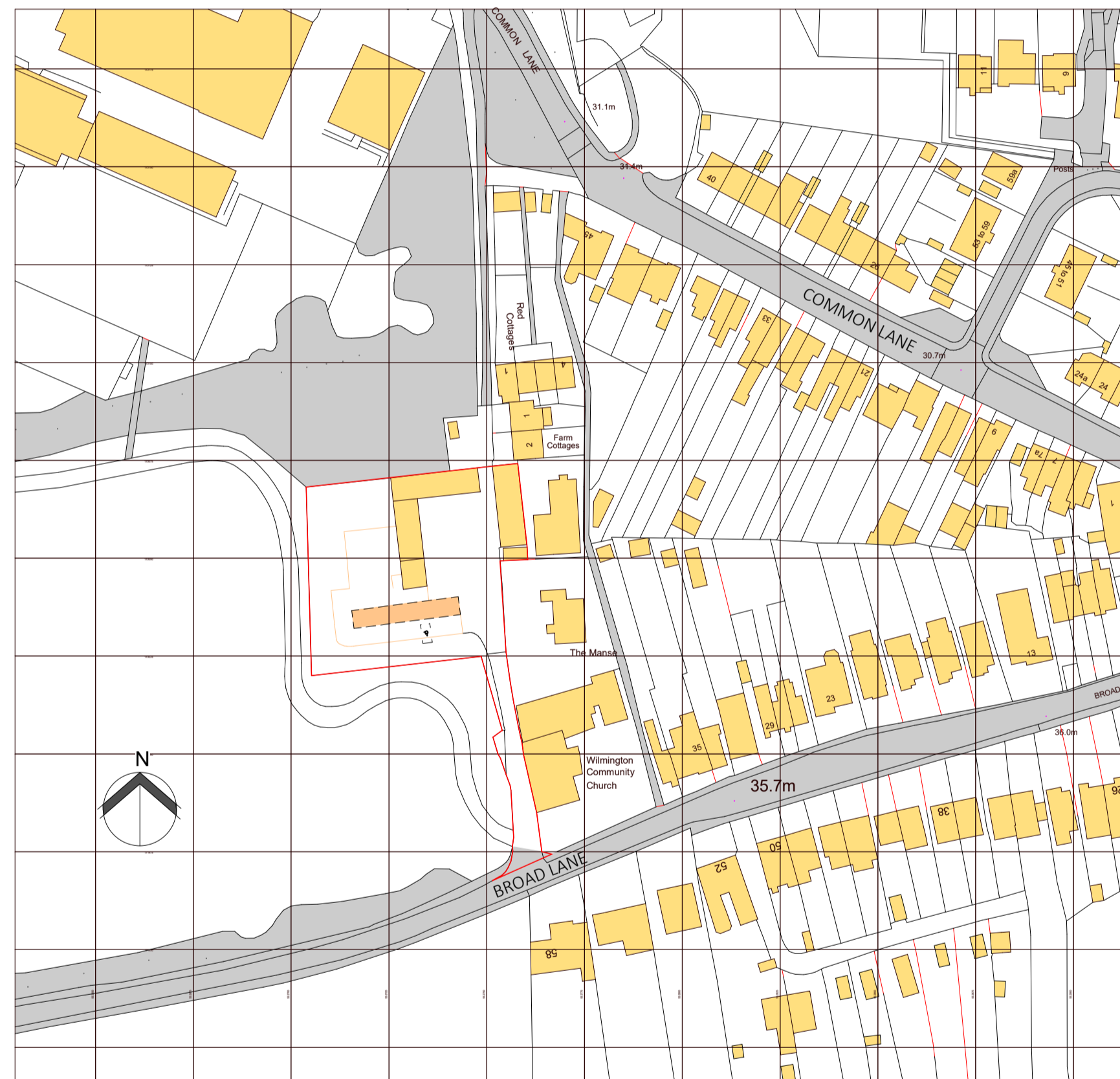
Dartford, Kent DA2 7AQ

Drawing Title: **Site Location and Block Plan**

Drawn: **MC** Checked: **HF** Date: **Nov 20**

Scales(s): **As indicated @A1**

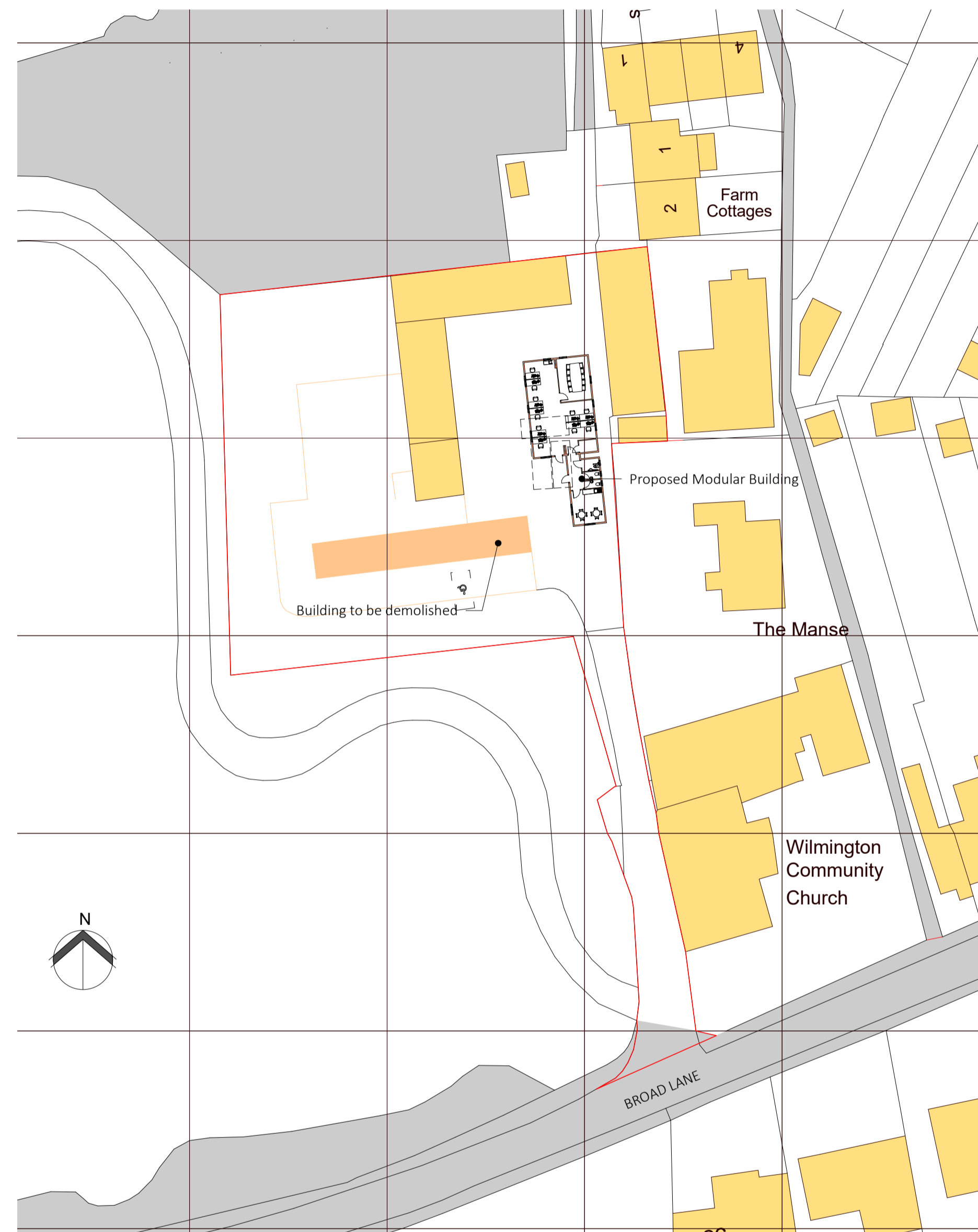
Drawing No: **20027 -01**



Ordnance Survey, (c) Crown Copyright 2020. All rights reserved. Licence number 100022432

00 Site Location Plan

1 : 1250



00 Block Plan

1 : 500