

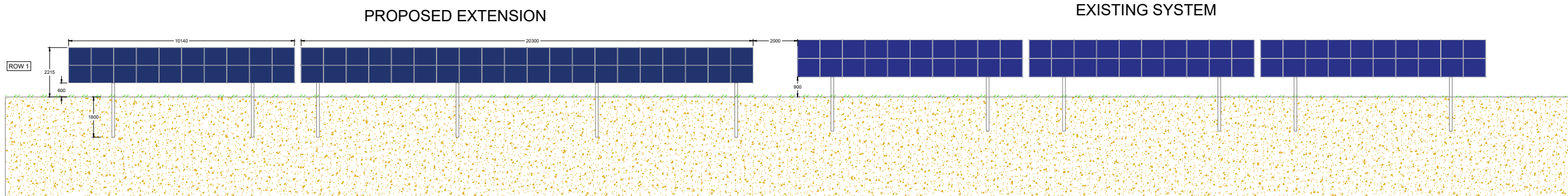


**BeBa Energy UK Ltd**  
 Unit 11, Sovereign Park,  
 Cleveland Way,  
 Hemel Hempstead,  
 Hertfordshire,  
 HP2 7DA

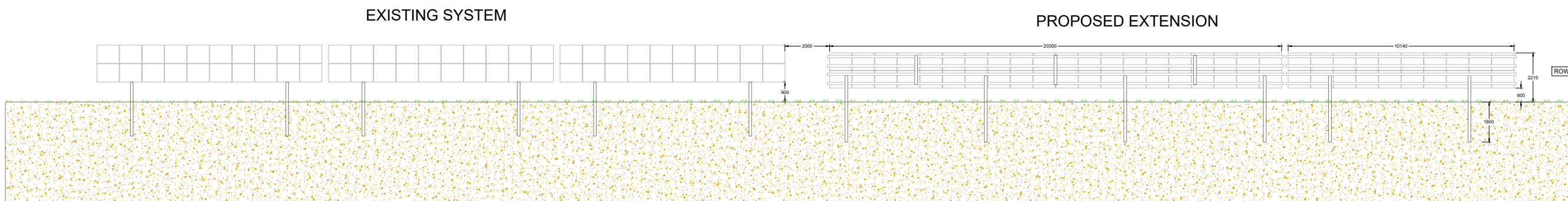
Tel: 0144 2200 100  
 Email: info@beba-energy.co.uk  
 www.beba-energy.co.uk

COPYRIGHT: ALL RIGHTS RESERVED.  
 THIS DRAWING MUST NOT BE  
 REPRODUCED WITHOUT PERMISSION  
 FROM BEBA ENERGY UK LTD. ALL  
 DIMENSIONS MUST BE CHECKED ON  
 SITE PRIOR TO STARTING WORK. ANY  
 DISCREPANCIES TO BE REPORTED TO  
 BEBA ENERGY UK LTD.


FRONT ELEVATION




REAR ELEVATION



FRONT ELEVATION



REAR ELEVATION



**PROJECT NOTES**

Equipment	Manufacturer	Model
Module	JA Solar	JAM60S10 MR 340
Inverter	Huawei	100KTL-M1
Mounting System	Alumero	Landscape 2.1

**Total Install Capacity:**  
 340 x 340W = 115.6kWp

REV	DATE	COMMENTS	BY
1	20/11/2020	Initial Layout	MP
2	06/01/2021	Included additional elevations	NH
3	-/-/-	-	-
4	-/-/-	-	-
5	-/-/-	-	-
6	-/-/-	-	-
7	-/-/-	-	-

Client	Maurice Crouch Growers Ltd		
Address	Willow Farm, Wisbech Road, Manea, PE15 0HP		
Drawing	Front and Rear Elevations		
Drawn	N.H	Checked	M.P
Job No.	Q51800	Scale	1 : 200 @ A3
Issue Date	20/11/2020		
Title	Proposed Front and Rear Elevations		
Issue	02		
Status	Proposed		