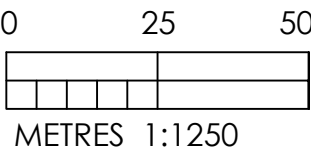
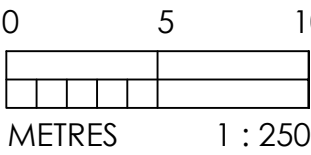
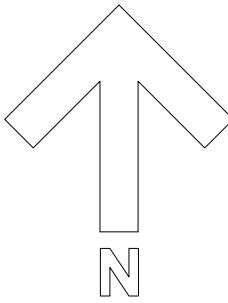


Site location plan - 1:1250@A1

GENERAL NOTES

© The Copyright of this drawing remains with Inception Planning Limited and is not to be reproduced without approval.
This drawing is to be read with all other standard documentation.



DATE REVISION



INCEPTION PLANNING LTD
development planning consultants
e. info@inceptionplanning.co.uk
www.inceptionplanning.co.uk
t. 01252 416101

ADDRESS

22 Longfield Road, Ash

JOB TITLE

Single storey rear and side extension

DRG. TITLE

Site location plan,existing block plan & proposed block plan

DATE	SCALE	Drawn	Checked
Nov '20-	As shown	NG	
JOB No.	DRG. No.	REV.	
20-124	PL-01	B	

Existing block plan - 1:250@A1



Proposed block plan - 1:250@A1

