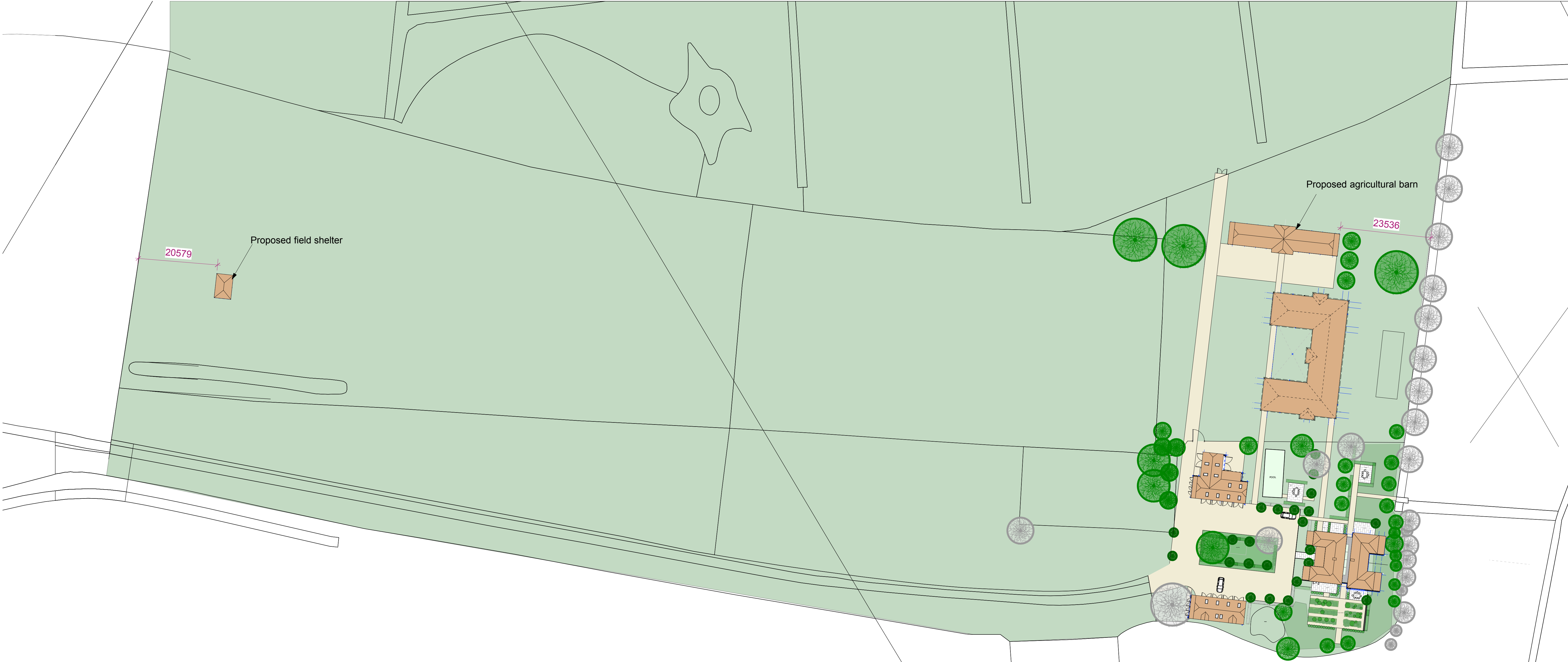


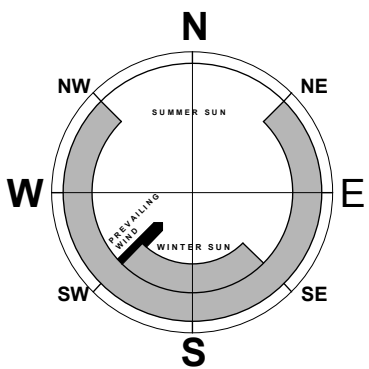

General Notes

1. Do not scale this drawing. All dimensions to be as noted. Contractor to check all dimensions on site before carry out works.

2. This drawing is for the private and confidential use of the client for whom it was undertaken and it should not be reproduced in whole or in part or relied upon by third parties for any use without the express written authority of Beech Architects Limited.



0 10 20 30 40 50 60 70 80 90 100 M



Rev			
<div><div><div>Beech ARCHITECTS</div><div>www.beecharchitects.com</div></div><div><div>Church Farm Barn</div><div>The Street</div><div>Thornodon</div><div>Suffolk</div><div>IP23 7JR</div><div>e enquiries@beecharchitects.com</div><div>t 01379 678442</div></div></div>			
CLIENT			
David Bremner & Stephen Lawrence			
PROJECT			
Elm Vale Cottage Denmark Hill Paigrove IP22 1AB			
DRAWING			
Proposed Roof Block Plan			
SCALE		DATE	
1:500 @ A1		NOV 2020	
DRAWING NUMBER	JOB NUMBER	STATUS	REV
07	530	Preliminary	

This drawing is copyright and remains the property of Beech Architects Ltd. Original size: A1. Scale shown will be incorrect if reproduced in any other format. All dimensions to be checked on site.