






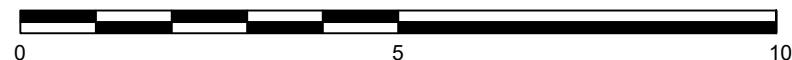


-  PROPOSED INTERNAL FLOOR AREA IN SQM2
-  21.2 SQM2 PROPOSED EXTERNAL FOOTPRINT
-  SKYLIGHT
-  EXISTING STRUCTURE
-  PROPOSED STRUCTURE
-  0000 EXTERNAL DIMENSION
-  0000 INTERNAL (PRE-PLASTER) DIMENSION

SCALE BAR 1:100



NOTES:

Figured dimensions only to be taken from this drawing.  
All dimensions are to be checked on site before work commences.  
Any discrepancies to be reported prior to the commencement of the relevant works.

This drawing must be read in conjunction with all other architectural drawings and all other consultants.

The drawing must not be copied without written permission from Design Living Space.

CLIENT: Mr & Mrs Quimby	
SITE ADDRESS: 15 EDMONTON ROAD CLIPSTONE NG21 9AH	
DESCRIPTION: Single Storey Rear Extension	
DRAWING TITLE: PROPOSED FLOOR PLAN	
SCALE: 1:100 SIZE: A3	DRAWN BY: LB - Jan 2021
DRAWING No: DLS/2021/0115/PFP - Rev A	

**Design Living Space™**  
Connecting people to architectural drawings

Ransom Wood Estate  
Ransom Hall South  
Nottinghamshire  
NG21 0HJ  
01623 237 780  
enquire@designlivingspace.co.uk