


# EXISTING

## GENERAL NOTATION

- ⊙ 2300 denotes ceiling height from FFL
- CH-150 denotes ceiling height from FFL to sub sill
- WH-150 denotes window height from sub sill to head window
- CH-100FS denotes door head from FFL
- HP soil & vent pipe
- WP rain water pipe
- WP waste water pipe
- ECU electric consumer unit



Do not scale from drawing  
Site verify all dimensions prior to construction  
Report all discrepancies to David Vernau MCIAT immediately  
This drawing is to be read in conjunction with all relevant documents and drawings

©David Vernau MBIAT 2004

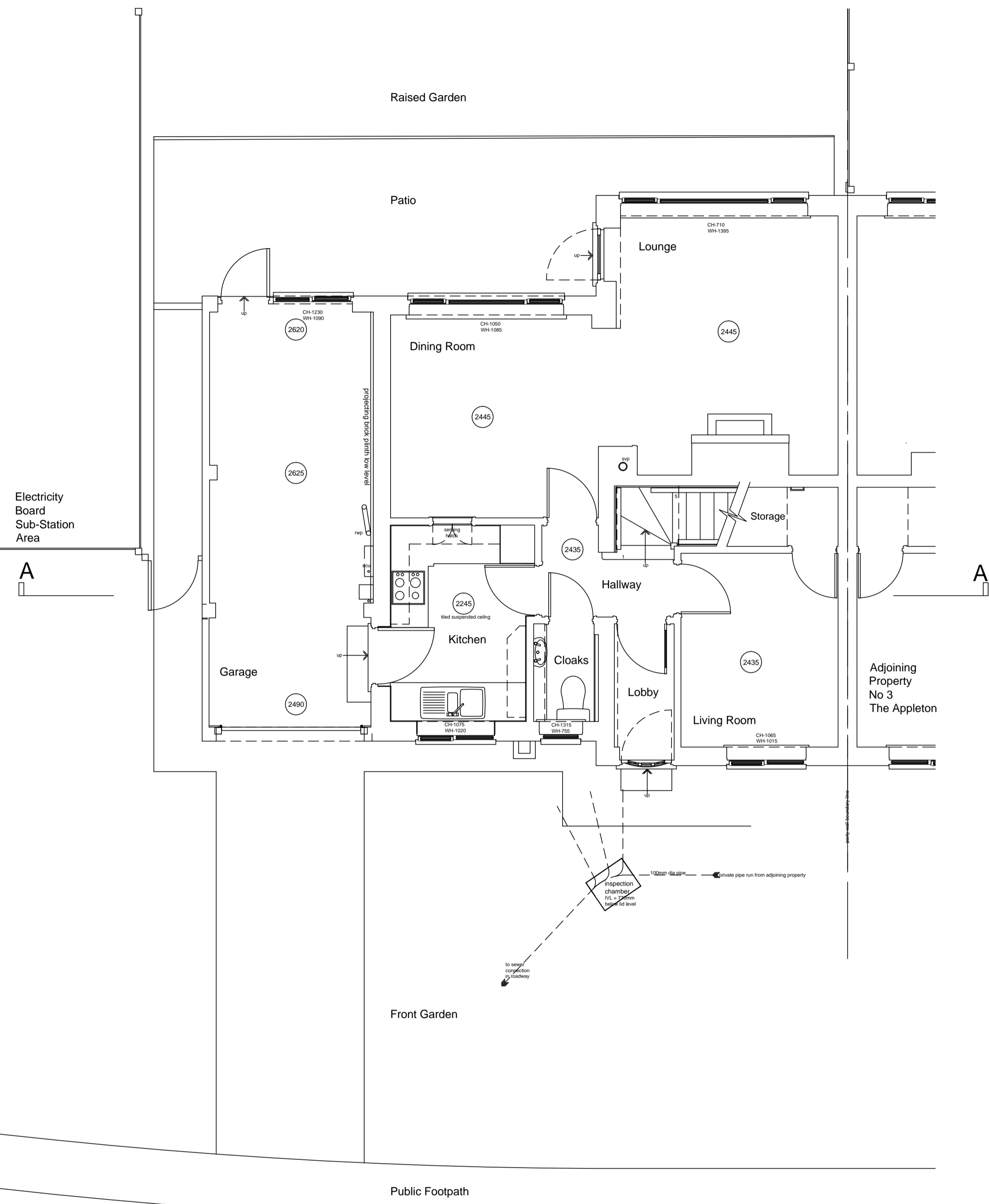
General Notes:  
ALL MATERIALS AND SERVICES TO BE INSTALLED  
AS IDENTIFIED BY CURRENT BRITISH STANDARDS  
LOCAL AUTHORITY BYLAWS

THIS DRAWING IS PREPARED FOR Mr D Parker  
OWNER OF THE PROPERTY UNDER ALTERATION

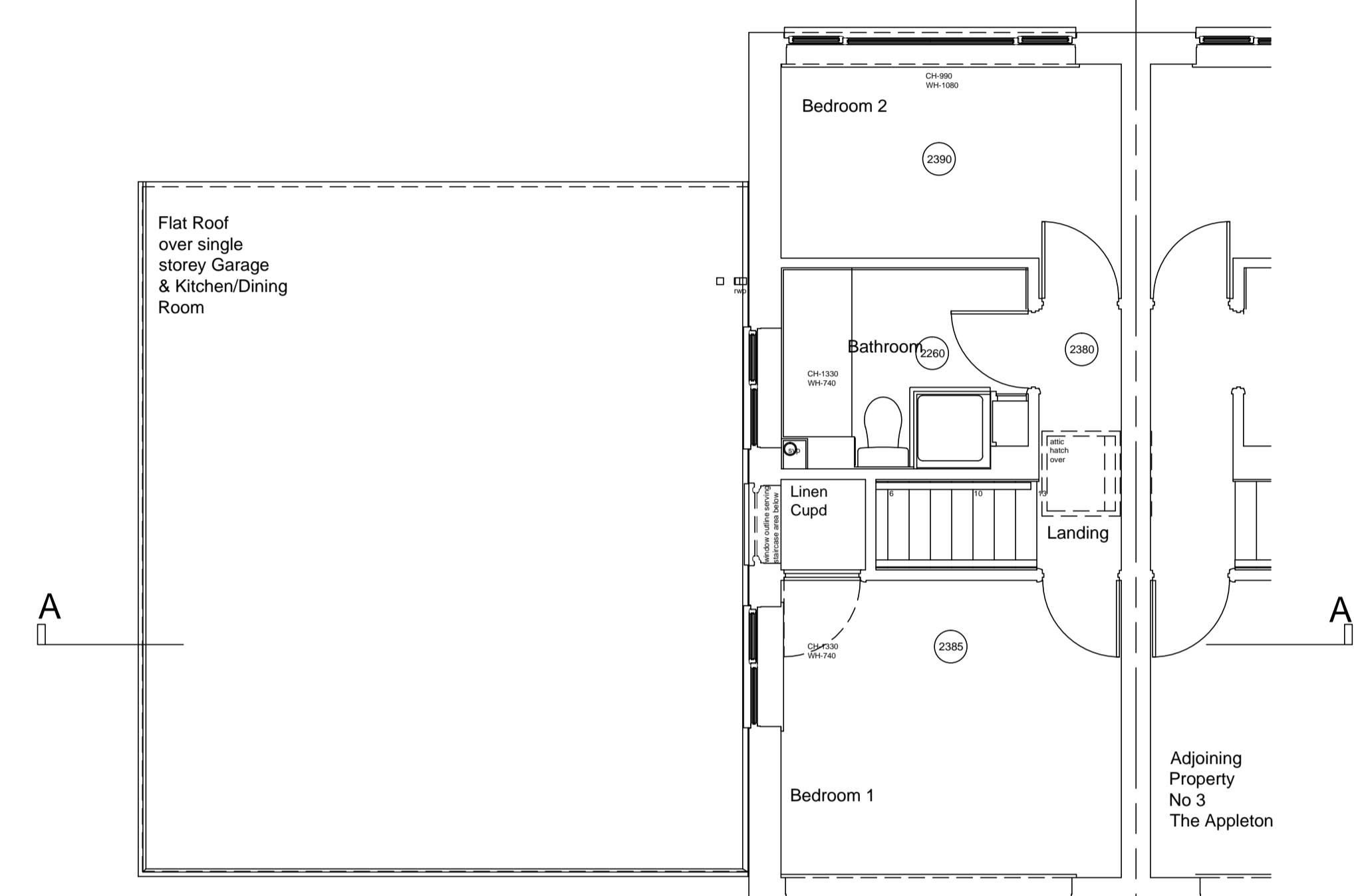
Revision (Preliminary Design)

Revision (Building Regulations Issue )

Revision (Tender Issue)



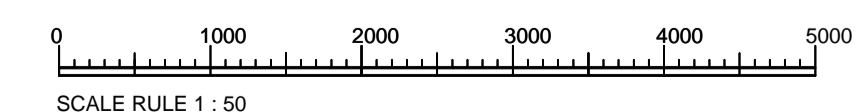
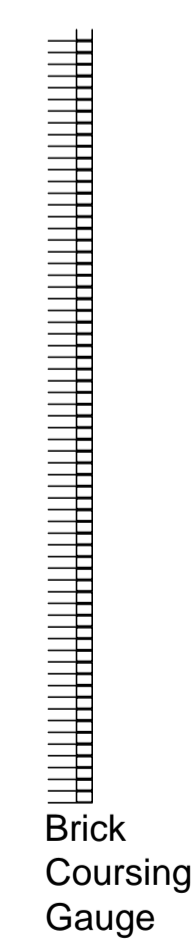
Existing Ground Floor Plan



Existing First Floor Plan



Existing Section A - A  
North/South Section



**David Vernau** MCIAT  
CHARTERED ARCHITECTURAL TECHNOLOGIST - PROJECT MANAGEMENT -  
HEALTH & SAFETY CONSTRUCTION MANAGEMENT

'BRESCHIA'  
MAIN ROAD  
OLD ST PAULS CRAY VILLAGE  
KENT BR5 3ET  
Tel: 01689 836751  
Mob: 07834 223706  
Email: dvernau@tiscali.co.uk

### PLANNING APPLICATION

MAP Project Code: Scale: 1:50 @ A1  
Date drawn: 03.11.2020  
Drawn by: DV  
Reviewed by: DP

Drawing Title  
**EXISTING GROUND & FIRST FLOOR PLANS - SECTION A - A**  
1 APPLETONS HADLOW  
KENT TN11 0DT

Drawing Number  
**TAH-20-001**