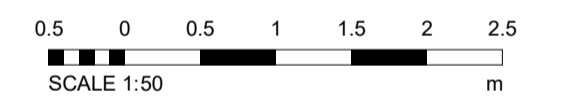
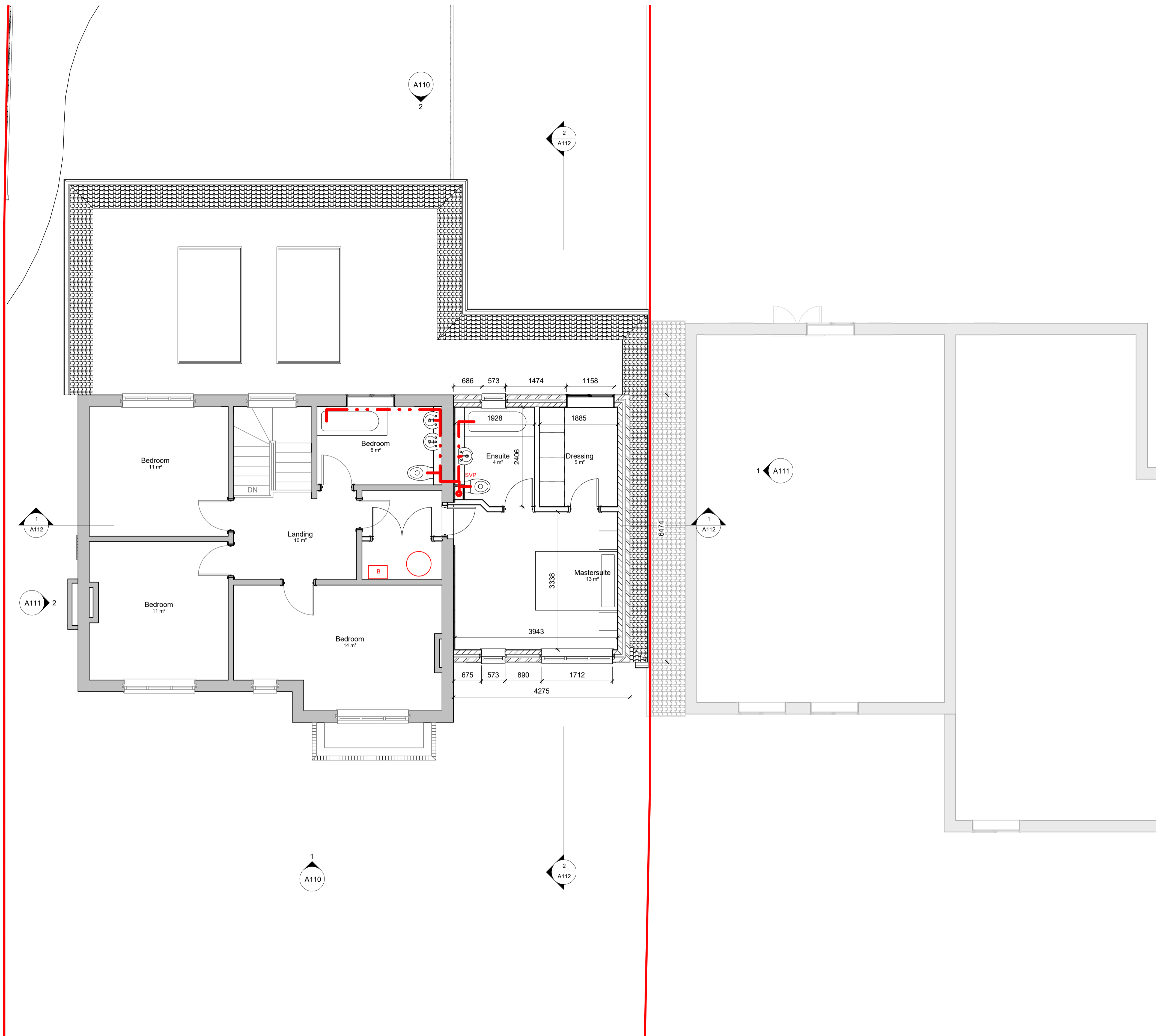
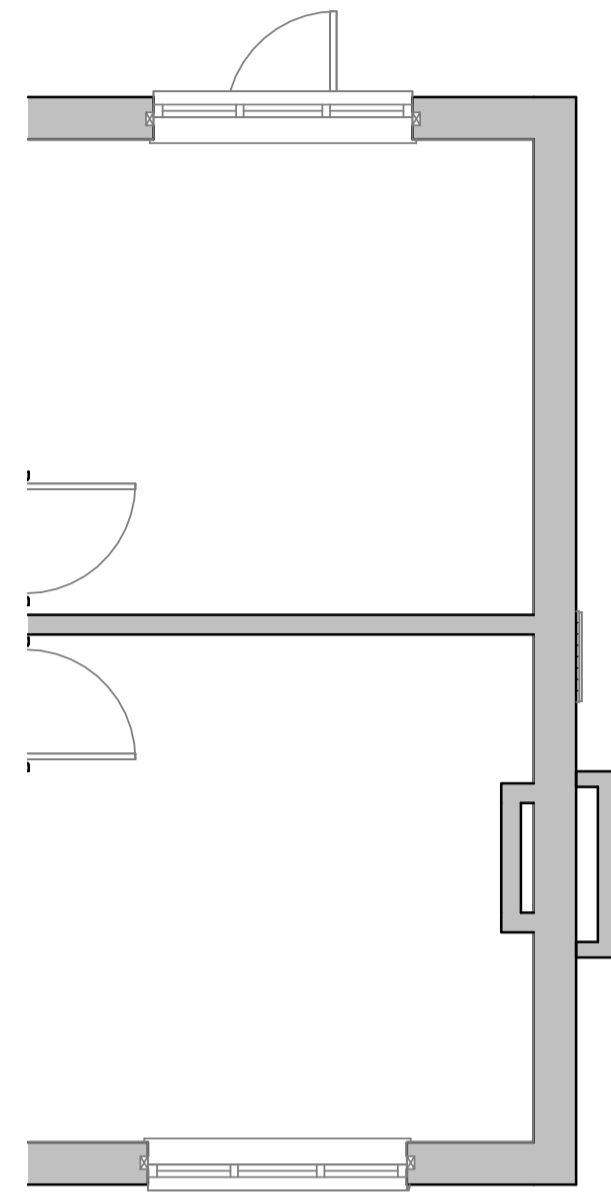


General Notes
 This drawing is to be read in conjunction with all relevant design team specifications and drawings. All dimensions are to be checked on site prior to commencement of work any discrepancies reported to the Project Architect. All materials and components are to be handled, stored, protected, installed and finished strictly in accordance with the manufacturer's recommendations.
 Copyright RK Architectural Services Limited



Planning Application

1 Proposed FF Plan
 1:50

REV	DATE	DESCRIPTION	INITIALS
Client Adam & Becky Craighill			
Project title 64 The Ridgeway			
Project address 64 The Ridgeway Tonbridge Kent TN11 0AP			

Drawings
 Proposed FF Floor Plan

Date
 Nov 2020
 Drawing scale
 1:50 @ A1, 1:100 @ A3

Project number
 RKAV-243
 Drawing number
 A 109

Client
 RCK
 Authorised by
 Richard Kostyrka
 Drawing title
 Planning Application

Richard Kostyrka
 07889861587
 www.rkas.co.uk
 info@rkas.co.uk

