

This drawing has been prepared for the sole purpose of obtaining Building Regulations Planning and does not constitute a full detailed design. It is to be used as a guide only and does not constitute a contract. The drawings do not show structural design, all structural requirements are to be agreed with the structural engineer. The drawings are to be used in accordance with a structural engineer's instructions. The drawings do not show structural design, all structural requirements are to be agreed with the structural engineer. The drawings are to be used in accordance with a structural engineer's instructions. The drawings do not show structural design, all structural requirements are to be agreed with the structural engineer. The drawings are to be used in accordance with a structural engineer's instructions.

The Contractor is responsible for carrying out a Health and Safety Risk Assessment to cover all operations involved under the works specified and prior to the works commencing on site. The Contractor may be required to provide this before the works start.

Electrical work to be installed, tested and commissioned by competent persons in accordance with Part 17 of the current Building Regulations and BS7671.

Gas work to be installed, tested and commissioned by 'Gas Safe' registered competent person.

Existing ducting, heating/cooling wells and lifts to be improved in accordance with Part 18 of the current Building Regulations.

CDM REGULATIONS 2015 Construction, Design and Management Regulations 2015. The client must appoint a contractor, if more than one contractor is to be involved, the client will need to appoint (in writing) a principal designer (or plan, manage and coordinate the planning and construction of the project) and ensure that there are arrangements in place for managing and organising the project.

Domestic clients

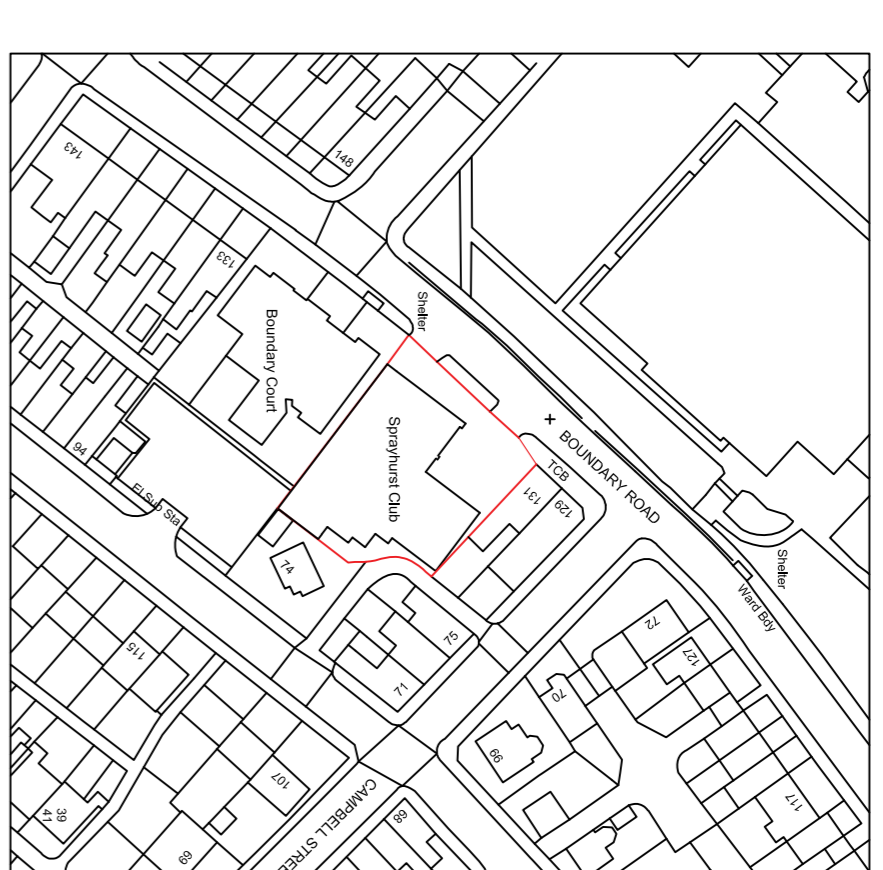
The domestic client is to appoint a principal designer and a principal contractor when there is more than one contractor. If not your duties will automatically transfer to the contractor or principal contractor.

The designer can take on the duties, provided there is a written agreement between you and the designer to do so.

The Health and Safety Executive is to be notified as soon as possible before construction work starts if the works:

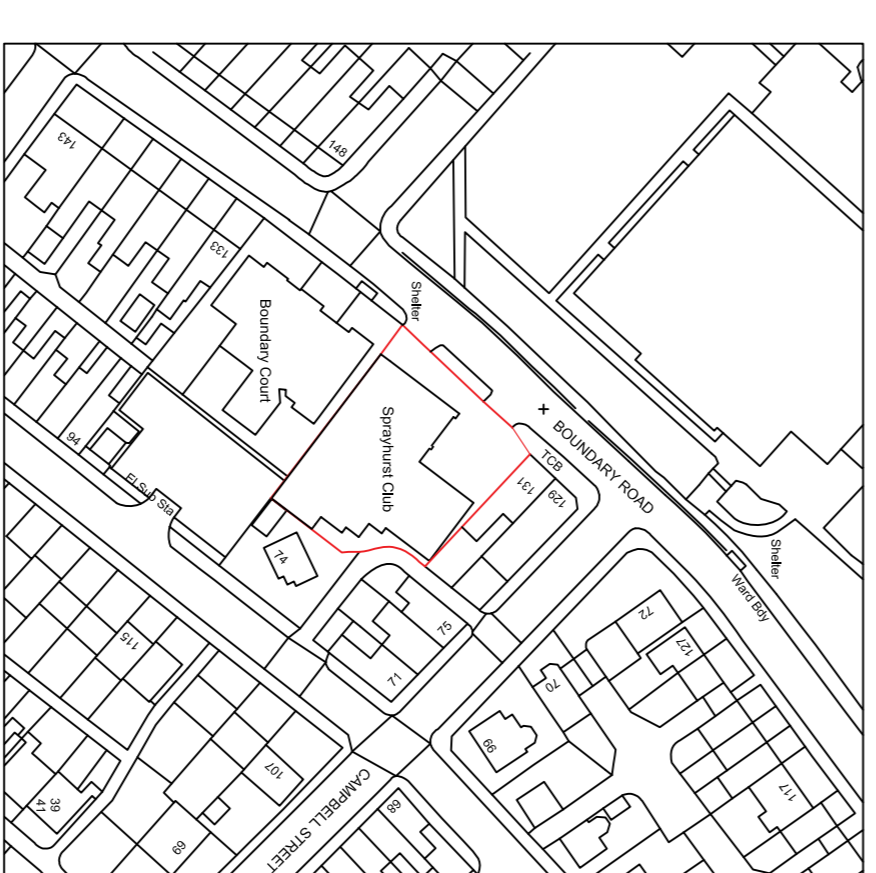
(a) Last longer than 30 working days and has more than 20 workers working simultaneously at any point in the project.

(b) Exceeds 500 person days.



EXISTING LOCATION PLAN


SCALE 1:1250



SCALE 1:1250



SCALE
1.500



A.F. Architectural Designs
e-mail: info@afad.co.uk
Tel: 07980799827
web : www.afad.co.uk

PROJECT
Sprayhurst Club,
Boundary Road,
St.Helens, WA10 2LR

TITLE
LOCATION PLAN

CLIENT

DRAWN BY A.F.J.
SCALE (@ A1)
DATE 08/12/2020
DRAWING NUMBER

NOTE : Measurements/scale is for guidance only. Contractor should take own measurements on site
The use of this drawing as a basis for programming or ordering of material shall be at the contractor's own risk
The Contractor is to inform of any discrepancies between any information on any drawings and with those found on site