



Please complete this form in block capitals using black ink to facilitate scanning.
You are advised to read the accompanying guidance notes and per-question help text.
If you would rather make this application online, you can do so on our website:
<https://www.planningportal.co.uk/apply>

Application to determine if prior approval is required for a proposed: Demolition of Buildings

Town and Country Planning (General Permitted Development) (England) Order 2015 (as amended) - Sch 2, Part 11, Class B

Privacy Notice

This form is provided by Planning Portal and based on the requirements provided by Government for the sole purpose of submitting information to a Local Planning Authority in accordance with the legislation detailed on this form.

Please be aware that once you have downloaded this form, Planning Portal will have no access to the form or the data you enter into it. Any subsequent use of this form is solely at your discretion, including the choice to complete and submit it to a Local Planning Authority in agreement with the declaration section.

Upon receipt of this form and any supporting information, it is the responsibility of the Local Planning Authority to inform you of its obligations in regards to the processing of your application. Please refer to its website for further information on any legal, regulatory and commercial requirements relating to information security and data protection of the information you have provided.

Local Planning Authority details:



St. Helens Council


Development Services - Planning
Town Hall, Victoria Square,
St. Helens, Merseyside
WA10 1HP

Tel: 01744 676219
Email: planning@sthelens.gov.uk
www.sthelens.gov.uk

Publication on Local Planning Authority websites

Information provided on this form and in supporting documents may be published on the authority's planning register and website. Please ensure that the information you submit is accurate and correct and does not include personal or sensitive information. If you require any further clarification, please contact the Local Planning Authority directly.

1. Applicant Name and Address



2. Agent Name and Address

Title:	MR	First name:	GRANT
Last name:	RAINBOW		
Company (optional):	ST. HELENS COUNCIL		
Unit:	House number:	House suffix:	
House name:	WESLEY HOUSE		
Address 1:	CORPORATION STREET		
Address 2:			
Address 3:			
Town:	ST. HELENS		
County:	MERSEYSIDE		
Country:	ENGLAND		
Postcode:	WA10 1HF		

3. Site Address Details

Please provide the full postal address of the application site.

Unit: House number: House suffix:

House name:

Address 1:

Address 2:

Address 3:

Town:

County:

Postcode (optional):

Description of location or a grid reference. (must be completed if postcode is not known):

Easting: Northing:

Description:

4. Pre-application Advice

Has assistance or prior advice been sought from the local authority about this application? Yes No

If Yes, please complete the following information about the advice you were given. (This will help the authority to deal with this application more efficiently).

Please tick if the full contact details are not known, and then complete as much as possible:

Officer name:

Reference:

Date (DD/MM/YYYY): (must be pre-application submission)

Details of pre-application advice received?

5. Proposed Demolition Works

Please describe the building(s) to be demolished:

Please state why demolition needs to take place:

Please describe the proposed method of demolition:

Please provide details of the proposed restoration of the site:

Please state the expected date of commencement of works (DD/MM/YYYY): DATE MUST BE POST SUBMISSION

Please state the expected date of completion of works (DD/MM/YYYY): DATE MUST BE POST SUBMISSION

Are there any public rights of way within the site or immediately adjoining the site? Yes No

Is redevelopment or rebuilding proposed at a later date? Yes No

Does the proposal involve the felling or pruning of any tree(s)? Yes No

If Yes, please show details on a plan and provide the reference number of the plan(s):

1.		4.	
2.		5.	
3.		6.	

Please describe how and where spoil/rubble would be disposed:

6. Planning Application requirements - Checklist


Please read the following checklist to make sure you have sent all the information in support of your proposal. Failure to submit all information required will result in your application being deemed invalid. It will not be considered valid until all information required by the Local Planning Authority (LPA) has been submitted.

- The original and 3 copies* of a completed and dated application form: The correct fee:
- The original and 3 copies* of a plan which identifies the land to which the application relates drawn to an identified scale and showing the direction of North:
- A statement that a site notice has been posted in accordance with B.2 (b) (iv) of Part 11 of Schedule 2 to the General Permitted Development Order 2015:
- In cases where the building is not a community asset and is used for a purpose falling within Class A4 (drinking establishments) of the Schedule to the Use Classes Order, a written request to the local planning authority as to whether the building has been nominated:

*National legislation specifies that the applicant must provide the original plus three copies of the form and supporting documents (a total of four copies), unless the application is submitted electronically or, the LPA indicate that a smaller number of copies is required. LPAs may also accept supporting documents in electronic format by post (for example, on a CD, DVD or USB memory stick). You can check your LPA's website for information or contact their planning department to discuss these options.

7. Declaration

I/we hereby apply for planning permission/consent as described in this form and the accompanying plans/drawings and additional information. I/we confirm that, to the best of my/our knowledge, any facts stated are true and accurate and any opinions given are the genuine opinions of the person(s) giving them.

Signed - Applicant: 

Date (DD/MM/YYYY): (date cannot be pre-application)

8. Applicant Contact Details

Telephone numbers

Country code:	National number:	Extension number:
<input type="text"/>	<input type="text"/>	<input type="text"/>
Country code:	Mobile number (optional):	
<input type="text"/>	<input type="text"/>	
Country code:	Fax number (optional):	
<input type="text"/>	<input type="text"/>	


Email address (optional):

9. Agent Contact Details

Telephone numbers

Country code:	National number:	Extension number:
<input type="text"/>	<input type="text"/>	<input type="text"/>
Country code:	Mobile number (optional):	
<input type="text"/>	<input type="text"/>	
Country code:	Fax number (optional):	
<input type="text"/>	<input type="text"/>	

Email address (optional):



10. Site Visit

Can the site be seen from a public road, public footpath, bridleway or other public land? Yes No

If the planning authority needs to make an appointment to carry out a site visit, whom should they contact? (Please select only one) Agent Applicant Other (if different from the agent/applicant's details)

If Other has been selected, please provide:

Contact name: Telephone number:

Email address: