

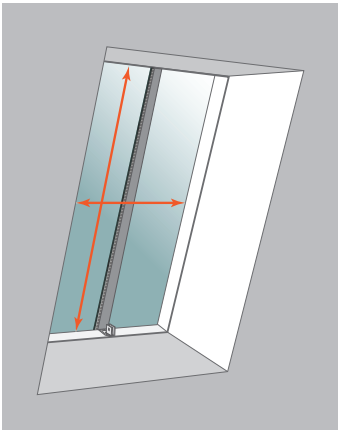
The Conservation Rooflight® Between the Rafter Roof Window Sizes and Prices

Before selecting your size, carefully read the ‘Installation Overview’ PDF.

PLEASE NOTE: THE DIFFERENCE BETWEEN AN ‘ON THE RAFTER’ OR ‘BETWEEN THE RAFTER’ ROOF WINDOW IS IN THE INSTALLATION, NOT THE ROOFLIGHT SIZE, AND DEPENDS ON THE BUILD-UP OF YOUR ROOF.



Structural Area
The internal perimeter of the aperture - the frame for the roof window. Please measure the width and length of the edge of the rafters.



Viewable Area
The area of glass that is viewable from inside the room. Please measure the width and length at its closest point to the glass.

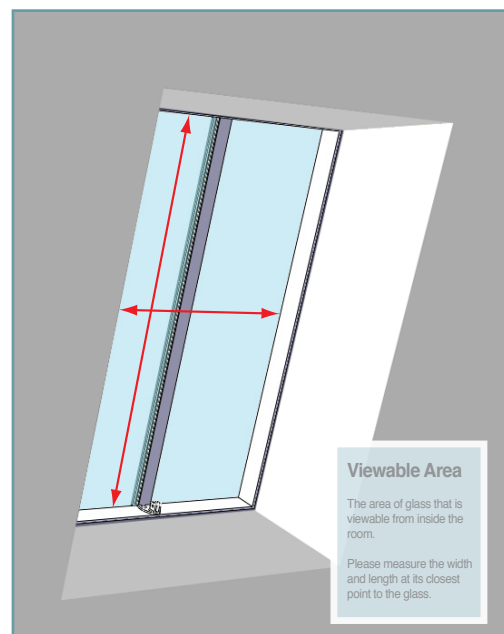
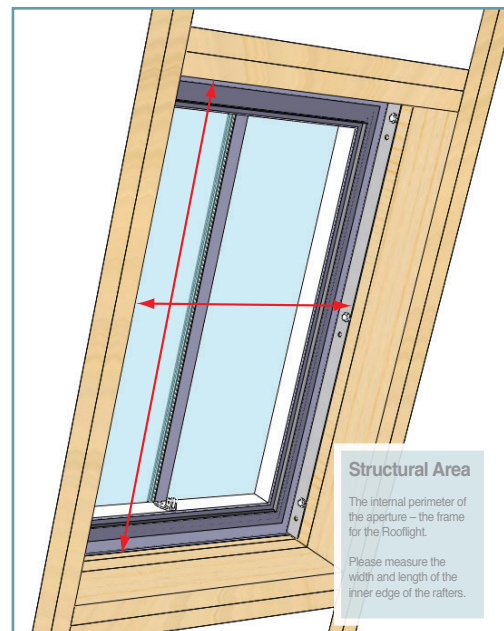
<p>STRUCTURAL DIMENSIONS (W) 532MM x (L) 780MM</p>  <p>VIEWABLE DIMENSIONS (W) 212MM x (L) 320MM CR06-1 - £508</p>	<p>STRUCTURAL DIMENSIONS (W) 583MM x (L) 882MM</p>  <p>VIEWABLE DIMENSIONS (W) 263MM x (L) 422MM CR07-2 - £524</p>	<p>STRUCTURAL DIMENSIONS (W) 685MM x (L) 985MM</p>  <p>VIEWABLE DIMENSIONS (W) 365MM x (L) 525MM CR01-2 - £510</p>	<p>STRUCTURAL DIMENSIONS (W) 685MM x (L) 1288MM</p>  <p>VIEWABLE DIMENSIONS (W) 365MM x (L) 828MM CR03-2 - £574</p>	<p>STRUCTURAL DIMENSIONS (W) 735MM x (L) 1135MM</p>  <p>VIEWABLE DIMENSIONS (W) 415MM x (L) 675MM CR08-2 - £623</p>
<p>STRUCTURAL DIMENSIONS (W) 837MM x (L) 1288MM</p>  <p>VIEWABLE DIMENSIONS (W) 517MM x (L) 828MM CR09-2 - £679</p>	<p>STRUCTURAL DIMENSIONS (W) 837MM x (L) 1440MM</p>  <p>VIEWABLE DIMENSIONS (W) 517MM x (L) 980MM CR10-2 - £733</p>	<p>STRUCTURAL DIMENSIONS (W) 837MM x (L) 1593MM</p>  <p>VIEWABLE DIMENSIONS (W) 517MM x (L) 1133MM CR14-2 - £751</p>	<p>STRUCTURAL DIMENSIONS (W) 837MM x (L) 1895MM</p>  <p>VIEWABLE DIMENSIONS (W) 517MM x (L) 1435MM CR15-2 - £877</p>	<p>STRUCTURAL DIMENSIONS (W) 1141MM x (L) 985MM</p>  <p>VIEWABLE DIMENSIONS (W) 821MM x (L) 525MM CR01-3 - £678</p>
<p>STRUCTURAL DIMENSIONS (W) 989MM x (L) 1288MM</p>  <p>VIEWABLE DIMENSIONS (W) 669MM x (L) 828MM CR11-3 - £755</p>	<p>STRUCTURAL DIMENSIONS (W) 1141MM x (L) 1440MM</p>  <p>VIEWABLE DIMENSIONS (W) 821MM x (L) 980MM CR13-3 - £835</p>	<p>STRUCTURAL DIMENSIONS (W) 1141MM x (L) 1593MM</p>  <p>VIEWABLE DIMENSIONS (W) 821MM x (L) 1133MM CR14-3 - £877</p>	<p>STRUCTURAL DIMENSIONS (W) 1141MM x (L) 1895MM</p>  <p>VIEWABLE DIMENSIONS (W) 821MM x (L) 1435MM CR15-3 - £1061</p>	
<p>STRUCTURAL DIMENSIONS (W) 1008MM x (L) 1374MM</p>  <p>VIEWABLE DIMENSIONS (W) 537MM x (L) 848MM E1LG - £877</p>	<p>STRUCTURAL DIMENSIONS (W) 1008MM x (L) 1374MM</p>  <p>VIEWABLE DIMENSIONS (W) 537MM x (L) 848MM E1RG - £877</p>			

These dimensions are calculated for a roof pitch of 35° and over, should your roof pitch be less than this, please contact us so that we can re-calculate these for you.
















Sections for viewable and structural dimensions can be found on our website.
All prices exclude VAT and delivery.
Please note flashing kits and accessories are sold separately.

The Conservation Rooflight® On the Rafter Roof Window Sizes and Prices

Before selecting your size, carefully read the 'Installation Overview' PDF.



PLEASE NOTE: THE DIFFERENCE BETWEEN AN 'ON THE RAFTER' OR 'BETWEEN THE RAFTER' ROOF WINDOW IS IN THE INSTALLATION, NOT THE ROOFLIGHT SIZE, AND DEPENDS ON THE BUILD-UP OF YOUR ROOF.

<p>Structural dimensions (W) 412mm x (L) 520mm</p>  <p>Viewable dimensions (W) 212mm x (L) 320mm CR06-1 - £508</p>	<p>Structural dimensions (W) 463mm x (L) 622mm</p>  <p>Viewable dimensions (W) 263mm x (L) 422mm CR07-2 - £524</p>	<p>Structural dimensions (W) 565mm x (L) 725mm</p>  <p>Viewable dimensions (W) 365mm x (L) 525mm CR01-2 - £510</p>	<p>Structural dimensions (W) 565mm x (L) 1028mm</p>  <p>Viewable dimensions (W) 365mm x (L) 828mm CR03-2 - £574</p>	<p>Structural dimensions (W) 615mm x (L) 875mm</p>  <p>Viewable dimensions (W) 415mm x (L) 675mm CR08-2 - £623</p>
<p>Structural dimensions (W) 717mm x (L) 1028mm</p>  <p>Viewable dimensions (W) 517mm x (L) 828mm CR09-2 - £679</p>	<p>Structural dimensions (W) 717mm x (L) 1180mm</p>  <p>Viewable dimensions (W) 517mm x (L) 980mm CR10-2 - £733</p>	<p>Structural dimensions (W) 717mm x (L) 1333mm</p>  <p>Viewable dimensions (W) 517mm x (L) 1133mm CR14-2 - £751</p>	<p>Structural dimensions (W) 717mm x (L) 1635mm</p>  <p>Viewable dimensions (W) 517mm x (L) 1435mm CR15-2 - £877</p>	<p>Structural dimensions (W) 1021mm x (L) 725mm</p>  <p>Viewable dimensions (W) 821mm x (L) 525mm CR01-3 - £678</p>
<p>Structural dimensions (W) 669mm x (L) 1028mm</p>  <p>Viewable dimensions (W) 669mm x (L) 828mm CR11-3 - £755</p>	<p>Structural dimensions (W) 1021mm x (L) 1180mm</p>  <p>Viewable dimensions (W) 821mm x (L) 980mm CR13-3 - £835</p>	<p>Structural dimensions (W) 1021mm x (L) 1333mm</p>  <p>Viewable dimensions (W) 821mm x (L) 1133mm CR14-3 - £877</p>	<p>Structural dimensions (W) 1021mm x (L) 1635mm</p>  <p>Viewable dimensions (W) 821mm x (L) 1435mm CR15-3 - £1061</p>	
<p>Structural dimensions (W) 888mm x (L) 1114mm</p>  <p>Viewable dimensions (W) 537mm x (L) 848mm E1LG - £877</p>	<p>Structural dimensions (W) 888mm x (L) 1114mm</p>  <p>Viewable dimensions (W) 537mm x (L) 848mm E1RG - £877</p>			

These dimensions are calculated for a roof pitch of 35° and over, should your roof pitch be less than this, please contact us so that we can re-calculate these for you.

Sections for viewable and structural dimensions can be found on our website.
All prices exclude VAT and delivery.
Please note flashing kits and accessories are sold separately.