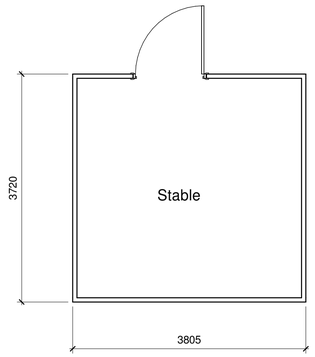

Single Stable

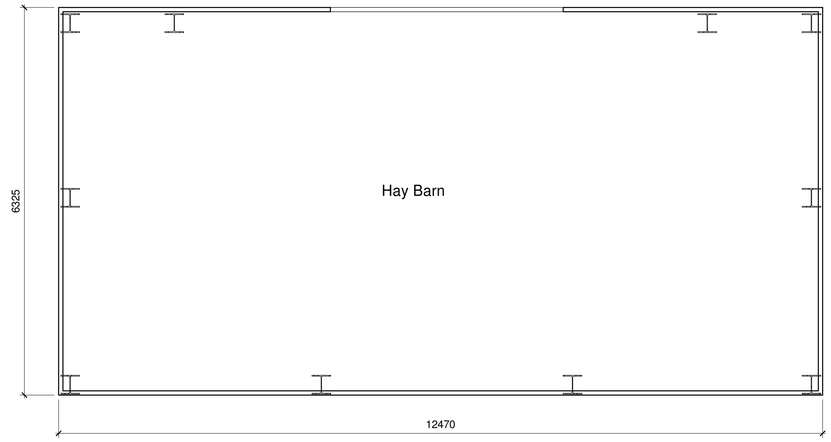

Hay Barn

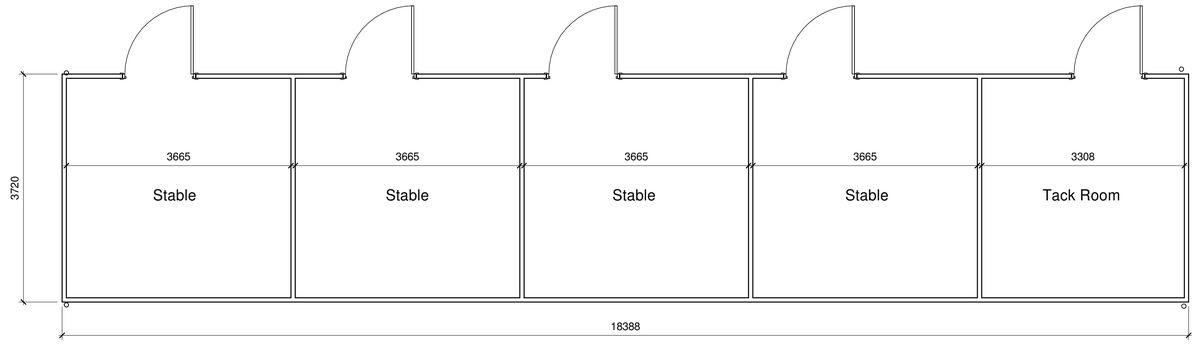

Four Stables and Tack Room

Proposed Floor Plans
1 : 50

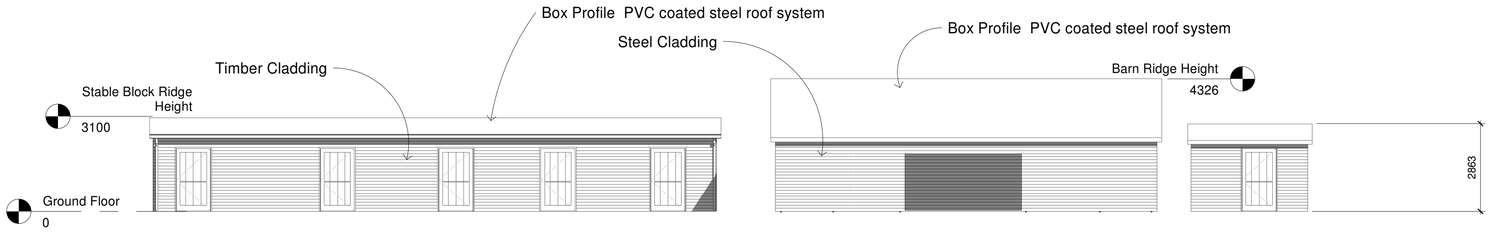

Front (East) Elevation
1 : 100

Rear (West) Elevation
1 : 100

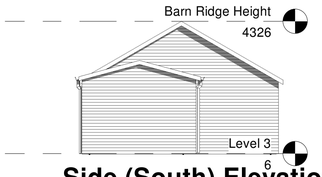

Side (South) Elevation
1 : 100

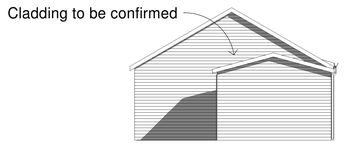

Side (North) Elevation
1 : 100

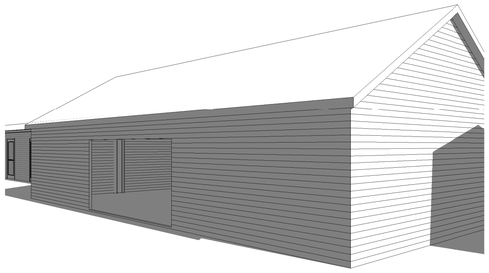

3D of Hay Barn

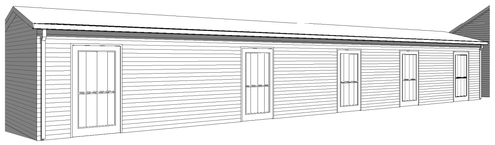

3D of Stable Block

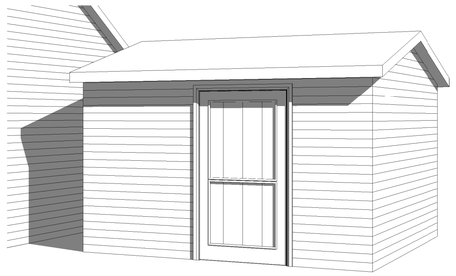

3D Single Stable

N

0m 1m 2m 3m 4m 5m
VISUAL SCALE 1:50 @ A1

0m 2m 4m 6m 8m 10m
VISUAL SCALE 1:100 @ A1

Rev	Description	Date

RICHARDS ARCHITECTURAL
Rualen, Mill Green Road, Pinchbeck, Spalding,
Lincolnshire, PE11 3PU
01775 722083
info@richardsarchitectural.co.uk

PROJECT
Proposed Stables and Hay Barn

CLIENT
Mrs. R. Chipperfield
6, Five Counties Park,
Greetham Inn Lane,
Greetham, Oakham LE15 7SB

DRAWING
Proposed Stable Block block, Hay Barn and Single Stable

DRAWING NUMBER:	DATE:
RA/1157/20/03	08/05/20
DRAWN BY:	SCALE (@ A1):
RW	As indicated

COPIES OF THESE DRWGS MUST NOT BE TAKEN, TRACED OR ALTERED FOR ANY PURPOSE OTHER THAN THAT FOR WHICH THEY ARE ISSUED WITHOUT WRITTEN PERMISSION OF RICHARDS ARCHITECTURAL LIMITED. THESE SERVICES ARE PRODUCED ONLY FOR THE PURPOSE OF OBTAINING PLANNING OR BUILDING REGULATIONS APPROVAL AND DO NOT CONTAIN A FULL SPECIFICATION FOR THE PROPOSED WORK AND MUST NOT BE USED AS A CONTRACT DOCUMENT ALONE.
THE PROPOSED WORK WILL NOT BE SUPERVISED/INSPECTED BY RICHARDS ARCHITECTURAL LIMITED (unless agreed otherwise in writing by the client). THEREFORE IT IS THE CLIENT OR THEIR APPOINTED BUILDER/CONTRACTORS RESPONSIBILITY TO CONTROL WORKMANSHIP/MATERIALS AND SPECIFICATION AND ANY VARIATIONS TO THE CONTRACT, IT IS NEITHER PRACTICAL OR REASONABLE TO SHOW ALL THE RELEVANT MATTERS ON THE DRAWINGS, THE FACT THAT MATTERS ARE NOT MENTIONED DOES NOT ALEVIATE THE BUILDER/CONTRACTOR FROM RESPONSIBILITIES OF NON-COMPLIANCE IN CARRYING OUT WORK. THE BUILDER/CONTRACTOR IS TO ENSURE THAT HE FOLLOWS ALL MANUFACTURERS INSTRUCTIONS AND COMPLY WITH THE MANUALS AND APPROVED DOCUMENTS OF THE BUILDING REGULATIONS AND CURRENT NHBC TECHNICAL REQUIREMENTS CODES OF PRACTICE, BRITISH STANDARDS OR EUROPEAN CODE etc. ALL MEASUREMENTS ON THIS DRAWING ARE NOT TO BE SCALED FOR CONSTRUCTION/ORDERING PURPOSES. ALL DIMENSIONS FOR SETTING OUT OF THE WORKS AS SHOWN ON THE DRAWING TO BE CHECKED BY THE BUILDER/CONTRACTOR PRIOR TO THE COMMENCEMENT OF WORK AND ANY DISCREPANCIES REPORTED IMMEDIATELY. WHERE APPLICABLE DIMENSIONS SHOWN ARE EITHER THE OUTSIDE/INSIDE OF bwk OR blockwork AND NOT FINISHED PLASTER. IT IS RECOMMENDED THAT A SITE SOIL SURVEY IS UNDERTAKEN PRIOR TO COMMENCEMENT OF WORKS. THE ACTUAL POSITIONING OF APPARATUS MUST BE ESTABLISHED BY THE BUILDER/CONTRACTOR PRIOR TO COMMENCEMENT OF WORK AND REPOSITIONED TO SUIT THE INDIVIDUAL SERVICE SUPPLIERS INSTALLATION RECOMMENDATIONS.
RICHARDS ARCHITECTURAL WILL NOT SHARE ANY CONFIDENTIAL INFORMATION WITH OTHER PARTIES WITHOUT YOUR CONSENT. FOR COPY OF OUR PRIVACY POLICY PLEASE CONTACT INFO@RICHARDSARCHITECTURAL.CO.UK

HEALTH & SAFETY
the client is to ensure that the appointed contractor is familiar
with and complies with Health & Safety for Building Sites and Work Places.