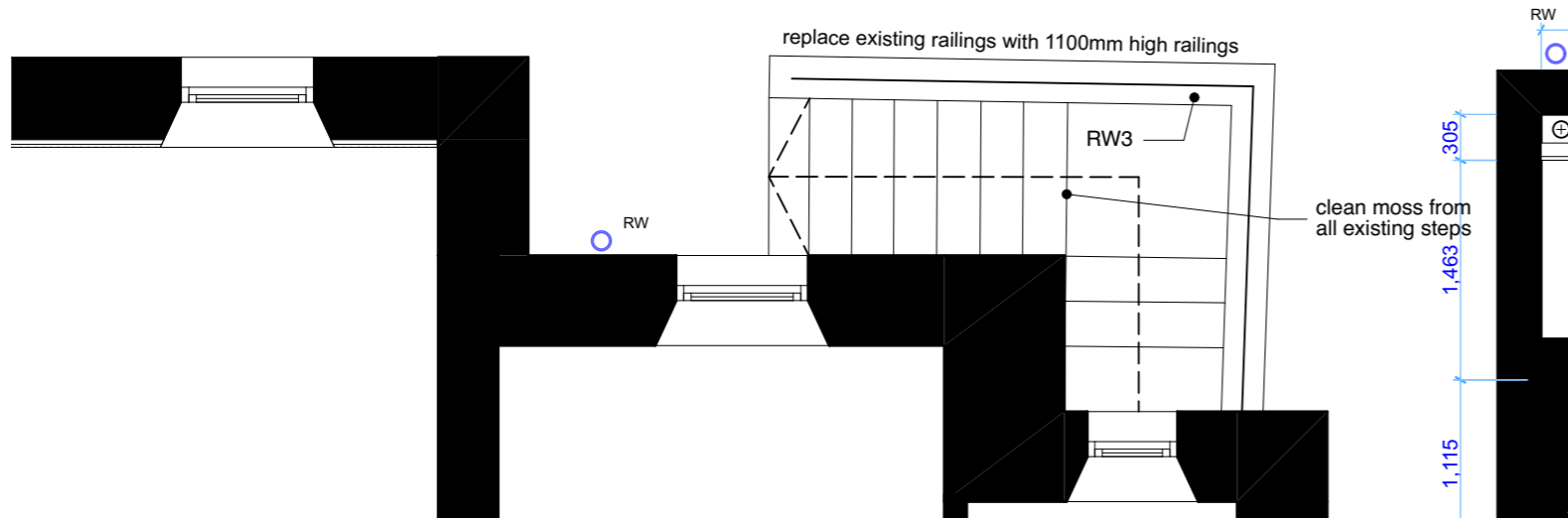


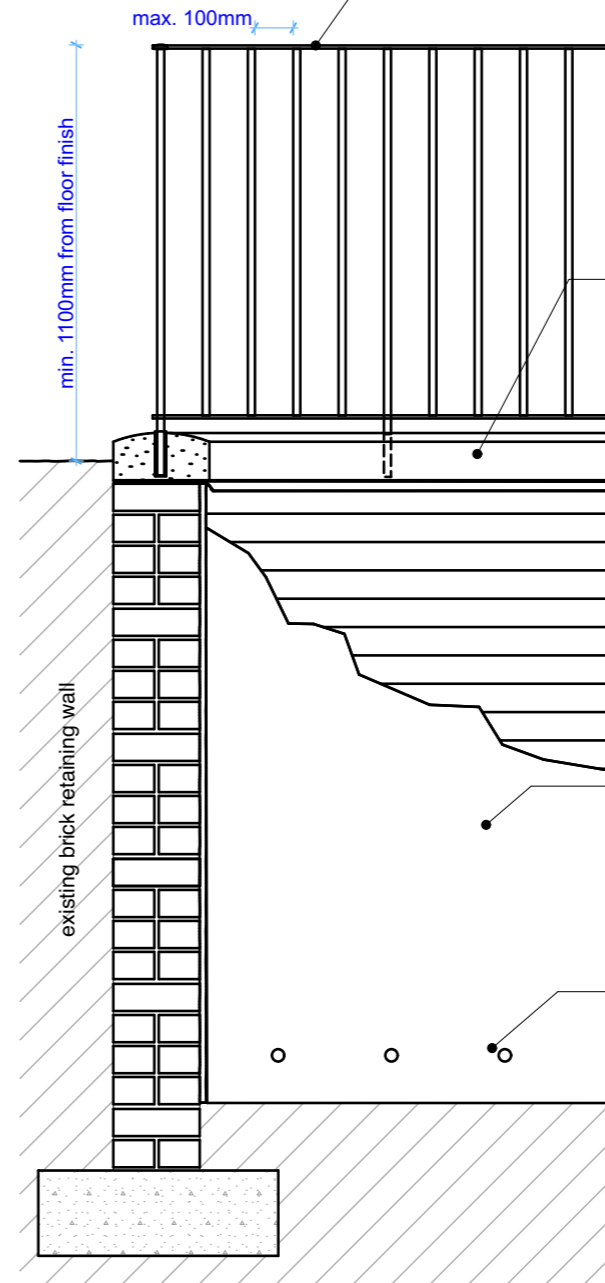
special brick bullnose stopends at top and bottom of walls

rebuild stone step with new stone tread

Rebuild both sides of existing steps with new brick, as RW2, starting at the base with coping at 1300 high and built at same rake as existing steps. New handrail as per RW3, 900mm from pitch of steps and guarding 1100mm from floor finish

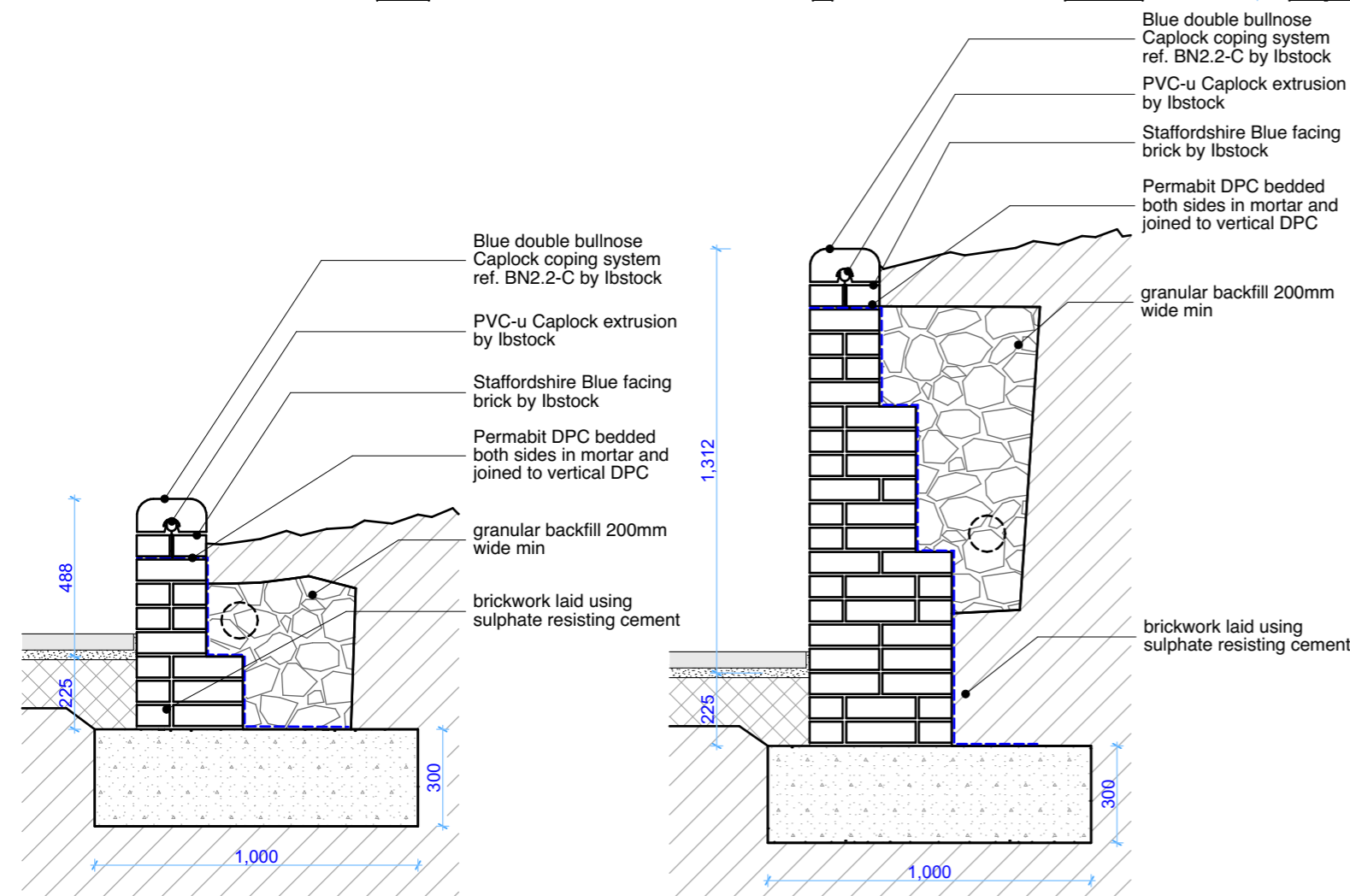


new galvanised railings, 19mm square section with 10x5mm bottom rail with new saddle back handrail welded to uprights. Every 5th space to have baluster leg set into pocket in stone and hot lead caulked



cut away old cement/stone cope, provide and install new saddleback stone copes, socketed to receive new legs of new railings to be hot lead caulked. Coping set on permabit DPC and zinc flashing formed to cover new render

drill through wall and insert 300mm copper pipe to provide drain for water pressure from behind wall to escape



Wall section RW1 @ scale 1:20

Wall section RW2 @ scale 1:20

Wall section RW3 @ scale 1:20

Notes / Key:

Protective barrier as per RW3 to be installed at all retaining walls where the difference in levels is more than 600mm

Do not scale from this drawing. All existing dimensions to be checked on site prior to commencement of works or manufacturing of components. Any discrepancies to be brought to the attention of the architect - if in doubt, ask.

This drawing is the copyright of John Gilbert Architects Ltd. No copying or distribution of this drawing or any part thereof is permitted without prior written permission.



201 White Studios, 62 Templeton Street, Glasgow, G40 1DA
Tel: 0141 551 8383
Web: www.johngilbert.co.uk

Client	
ABOVE ADVENTURE	
Project	
WOODSTOCK STREET CHURCH	
Title	
REAR RETAINING WALL DETAILS	
Project Status	
CONTRACT	
Job No	Scale at A3
03749	1:20, 1:50
Drawn by	Date of issue
SRA	23/09/19
Rev.	Amendment
	Date
Drg No.	Rev
[90]01	B