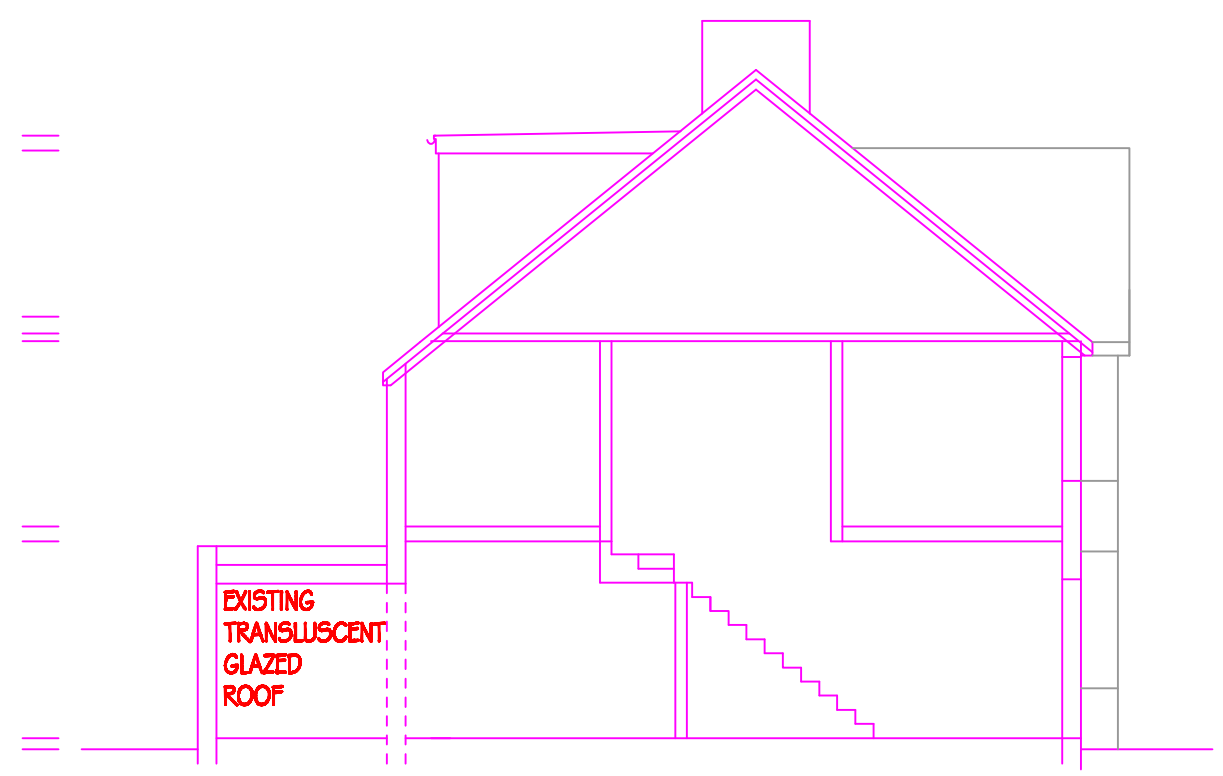
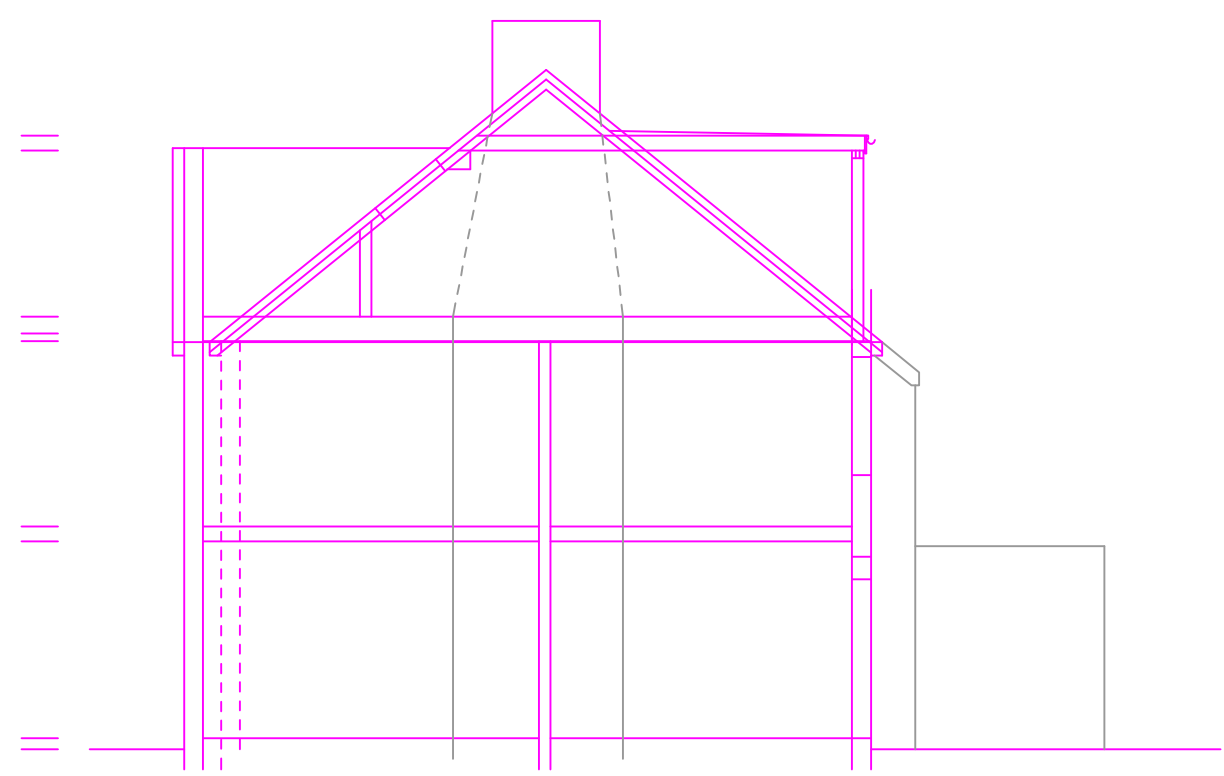


NOTE :- THE OWNER IS TO CARRY OUT THE PROVISIONS OF THE PARTY WALL etc. ACT 1996: AN EXPLANATORY BOOKLET AND STANDARD LETTERS IS AVAILABLE AT <http://www.communities.gov.uk/partywall-1996> OR TEL. NO. 0870 1226 236 FOR A HARD COPY.



SIDE ELEVATION / SECTION TO NUMBER 16

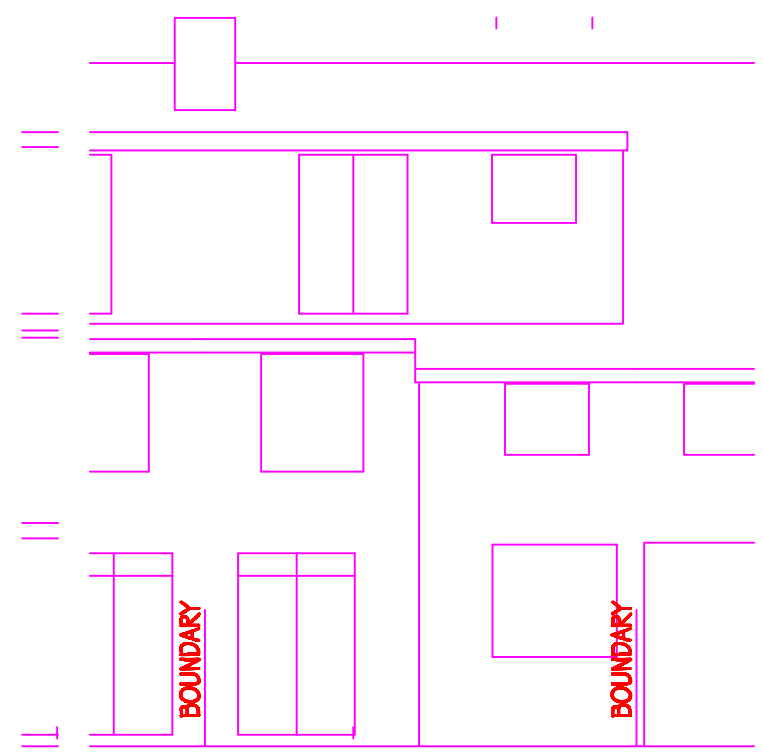


SIDE ELEVATION / SECTION TO NUMBER 12

AT LEAST ONE WINDOW IN EACH ROOM TO HAVE OPENING CASEMENT PROVIDING A CLEAR UNOBSTRUCTED WIDTH OF 450mm. A MINIMUM HEIGHT OF 450mm. AND AREA OF 0.33M2. BOTTOM TO BE NOT LESS THAN 800mm. NOR HIGHER THAN 110mm. FROM FLOOR LEVEL
NOTE:- EASY CLEAN HINGES MUST NOT OBSTRUCT THE WIDTH

ALL GLAZING IN DOORS AND ANY WINDOWS ADJACENT OR WITH CILL LEVELS BELOW 800mm. FROM FLOOR LEVEL TO BE SAFETY GLASS TO BS 6206 1981

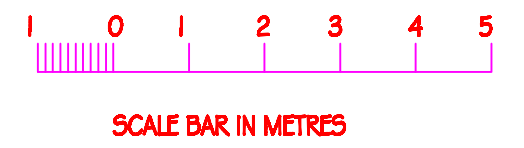
ORIGINAL PRINTED SIZE A3



REAR ELEVATION



FRONT ELEVATION



ISSUED FOR BUILDING REGULATION APPROVAL
ISSUED FOR PLANNING APPROVAL

SAMWAY
TELEPHONE 01737 352517

JOB ADDRESS
14 LITCHFIELD ROAD,
SUTTON. SM1 4BQ

DRAWING TITLE

EXISTING ELEVATIONS

SCALE: 1:100 DATE: AUGUST 2020

DRG. NO. GJ/1