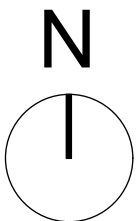


EXISTING SITE LAYOUT

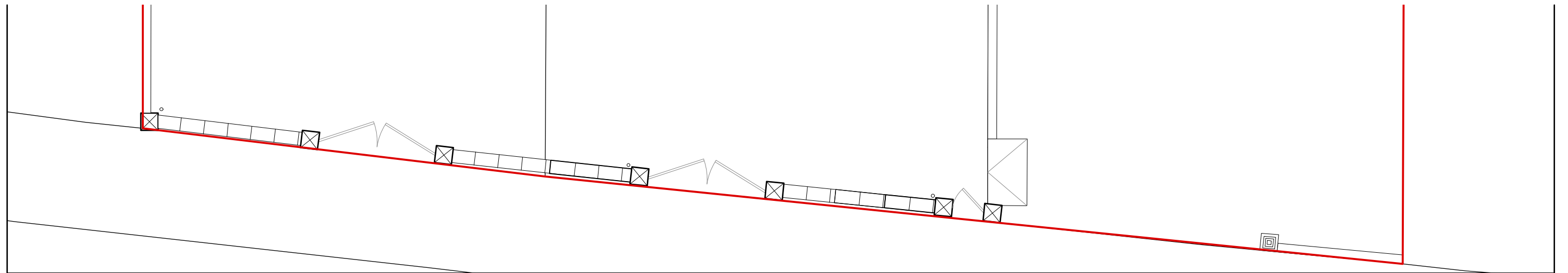


0 0.5 1 2 3 4 5
SCALE BAR (m)

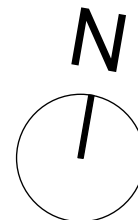
HALE LANE

<small>WRITTEN DIMENSIONS ONLY TO BE USED ALL DIMENSIONS ARE IN MILLIMETRES ALL DIMENSIONS TO BE VERIFIED ON SITE ANY INCONSISTENCIES TO BE REPORTED TO THE ARCHITECT IMMEDIATELY</small>	Job No: 7318		p-ad <small>192D Campden Hill Road, Notting Hill Gate, London, W8 7TH</small>		<small>f: 0208-4590172 e: hello@pelicanad.co.uk</small>	
	PLANNING		Existing Site Layout			
	Lubavitch of Edgware 228-232 Hale Lane, Edgware Middlesex, HA8 9PZ		Title ST	Scale 1:200 @A3	Number 7318/ PL01	Rev

EXISTING ELEVATION



Existing Partial Site Layout



0 0.5 1 2 3 4 5

SCALE BAR (m)

<small>WRITTEN DIMENSIONS ONLY TO BE USED ALL DIMENSIONS ARE IN MILLIMETRES ALL DIMENSIONS TO BE VERIFIED ON SITE ANY INCONSISTENCIES TO BE REPORTED TO THE ARCHITECT IMMEDIATELY</small>	Job No: 7318 PLANNING	p-ad <small>192D Campden Hill Road, Notting Hill Gate, London, W8 7TH</small> <small>t: 0208-4590172 e: hello@pelicanad.co.uk</small>		
	Lubavitch of Edgware 228-232 Hale Lane, Edgware Middlesex, HA8 9PZ	Title Existing Street Elevation	Scale 1:100 @A3	Number 7318/ PL-03
	Drawn by ST	Rev	Rev	Rev