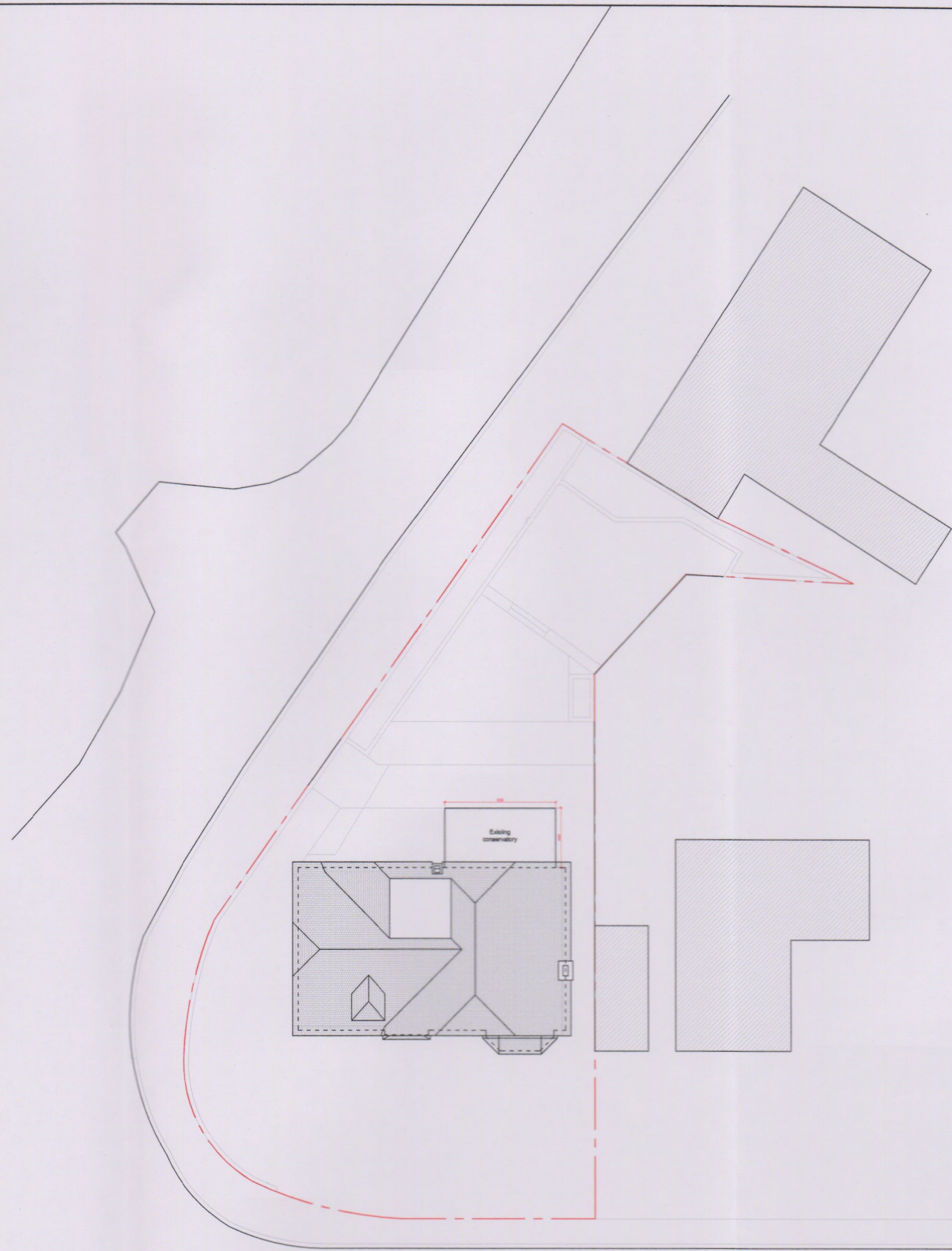


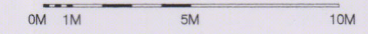
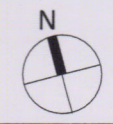
Rosebery Road

1 Existing Site Plan with Ground Floor Plan
1/250



Rosebery Road

2 Existing Site Plan with Roof Plan
1/250



PROJECT The Chalet, Rosebery Road, Epsom, Surrey KT18 6AF		
CLIENT Mr Finch		
ARCHITECTURAL CONSULTANT Beside Design The Box, 10 Queensmere Close Wimbledon, London, SW19 5NZ www.besidedesign.com Office for Architectural Culture Architecture Master Plan Urban Design Environment Interiors China Works, Black Prince Road, London SE1 7SL, United Kingdom REGISTERED IN ENGLAND & WALES: OFFICE FOR ARCHITECTURAL CULTURE LTD NO 7600883		
ISSUED		
No.	Description	Date
A	Planning	17/12/20
SCALE 1:250@ A3		
DRAWN BY S.C / C.P / R.W		CHECKED BY
PROJECT NUMBER 2022		
ISSUE DATE 17/12/2020		
SHEET TITLE Existing Site Plans		
SHEET NO. 2022-EX-000		