



BS35 4HD

- 15 trenches @ 40mm SDR11
- trench length: 100m

Manifold chamber

90m F&R, ØTEC

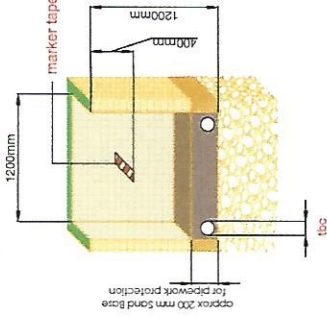
Plant Room

NOTE:
water services within 1.5 m
of GSHP pipe work need to
be lagged



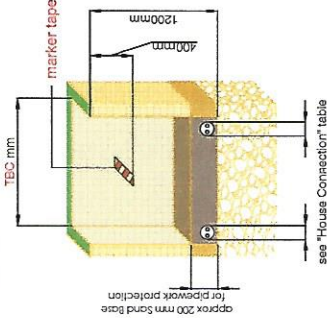
Trench Detail I

for main flow/return



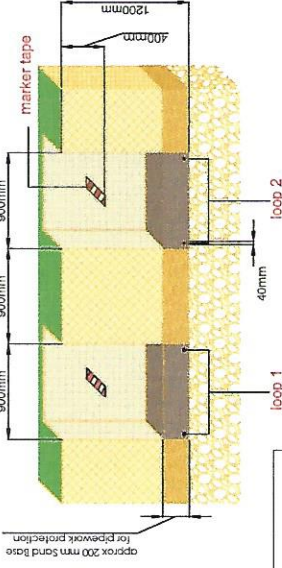
Trench Detail II

for pre-insulated pipe work



Trench Detail III

collector loop trench



House Connections:

- C1: 24m, 13.1kW, DN25 + DN20
Uponor Eco Flex Quattro ref 1018148
- C2: 26m, 5.46kW, DN20 + DN20
Uponor Eco Flex Quattro ref 1018147
- C3: 31m, 5.02kW, DN20 + DN20
Uponor Eco Flex Quattro ref 1018147
- C4: 50m, 2.15kW, DN20 + DN20
Uponor Eco Flex Quattro ref 1018147
- C5: 77m, 4.1kW, DN20 + DN20
Uponor Eco Flex Quattro ref 1018147
- C6: 40m, 17kW, DN40
Uponor Eco Flex Twin ref 1018136
for heating
+ DN32 Uponor Eco Flex Twin ref 1018135
for heating
- C7: 65m, 17kW, DN40
Uponor Eco Flex Twin ref 1018136
for heating
+ DN32 Uponor Eco Flex Twin ref 1018135
for heating

Key:

- Ground source pipework
- manifold chamber - plant room
- Trench for Pre Insulated Pipe work
- Manifold chamber
- Ground collector loops
- Intersection of pipes:
- insulate drainage pipe

Note

Trench backfill to be sand or top soil
around pipe, to offer protection against
pipe damage. Contact RDC to clarify site
specific requirements.

(NTS)

Rev.	Date	Description
B.	14.01.2021	PIP Meterage amended by LR
A.	12.01.2021	preliminary layout

Drawn By:	IB	Checked By:	LR	Date:	12.01.2021
Project:					
Waterress Barns					
Wraaxill					
Bristol					
BS48 1NE					
Title:					
Trench Layout					
Drawing Number:					
1743-047-B Trench Layout					
Scale: @ A3					
see scale bar					

 RENDESCO HEAT PUMP SPECIALISTS Rendesco Cherrington Chambers 14 Rodney Road Cheltenham GL50 1JJ	
--	--