
























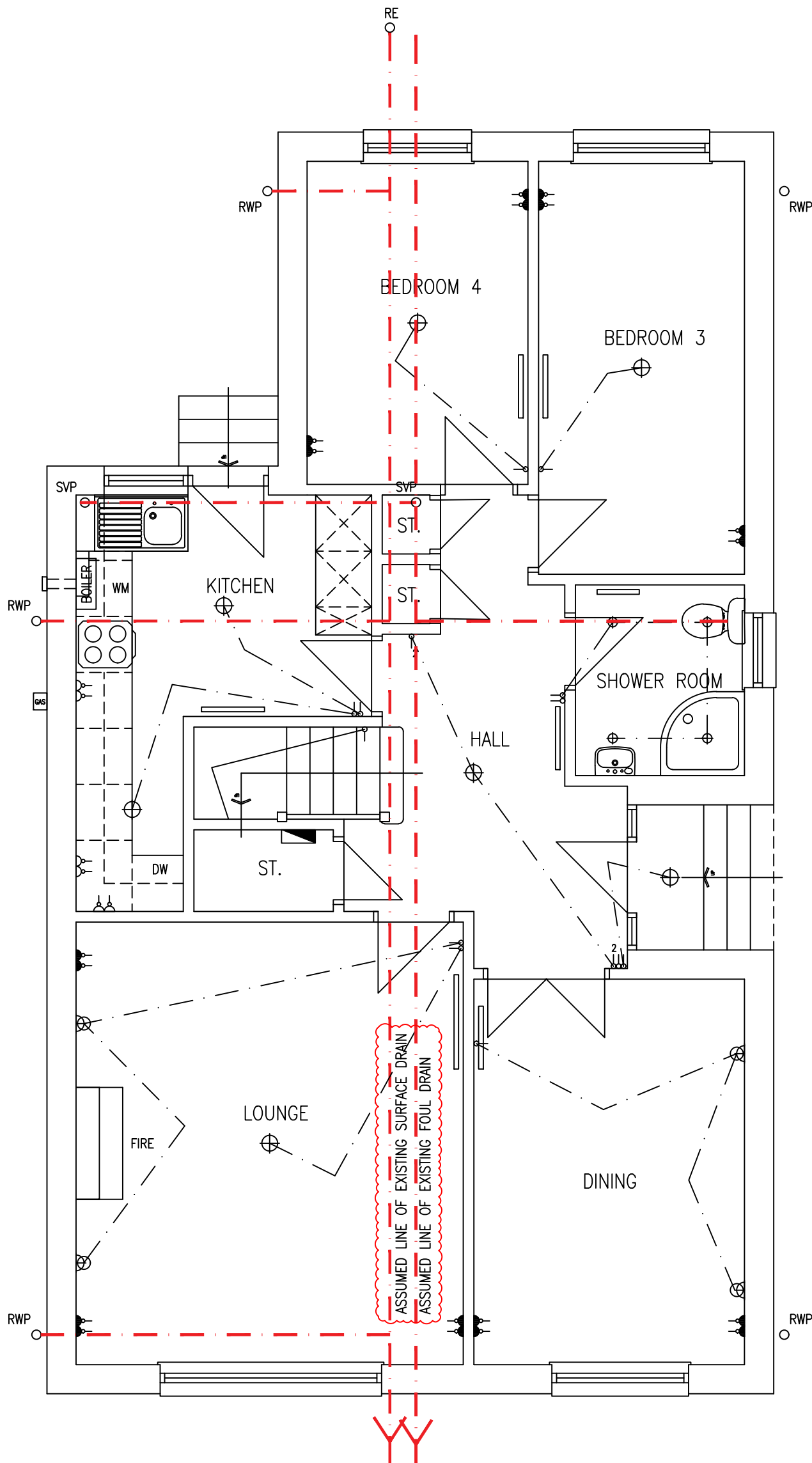


Note: The contractor will be held to have examined the site and determined all dimensions and levels before commencing construction work. No assumption should be made without reference to the architect. No dimensions should be scaled from drawing.

Revision	Description	Date	By
A	REVISED IN LINE WITH BCO COMMENTS	07/01/21	CK

LEGEND

-  13A DOUBLE SOCKET AT LOW LEVEL
-  SWITCHED SPUR AT LOW LEVEL
-  13A DOUBLE SOCKET AT HIGH LEVEL
-  1 GANG 1 WAY SWITCH
-  1 GANG 2 WAY SWITCH
-  CEILING POINT
-  DOWNLIGHTER
-  EXTERNAL WALL LIGHT
-  INTERNAL WALL LIGHTS
-  CEILING MOUNTED MECHANICAL EXTRACT
-  TV POINT
-  TELECOM POINT
-  COOKER CONTROL UNIT
-  240V IONISATION SMOKE DETECTOR
-  RADIATOR
-  HEAT DETECTOR
-  WALL MOUNTED MECHANICAL EXTRACT
-  CARBON MONOXIDE DETECTOR
-  ELECTRICITY BOX
-  GAS SUPPLY TO PROPERTY
-  BOILER
-  DENOTES DOWNTAKINGS
-  EXISTING DRAINAGE
-  NEW DRAINAGE
-  ACTIVITY SPACE



GROUND FLOOR PLAN AS EXISTING



SCALE OF METERS
1:50

t: 07403 232228
e: colin@thehomearchitect.co.uk
www.thehomearchitect.co.uk



Issue for WARRANT & PLANNING		
Client FIONA GRAHAM		
Project Title SIDE EXTENSION, 40 TURNBERRY DRIVE, GLASGOW, SCOTLAND, G77 5SN		
Drawing Title GROUND FLOOR PLAN AS EXISTING		
Scale 1:50 @ A3	Date 16/11/2020	Job No. A093
Drawn by CK	Checked by CK	Sheet Size A3
Drawing No. AL(00)003		Rev. A