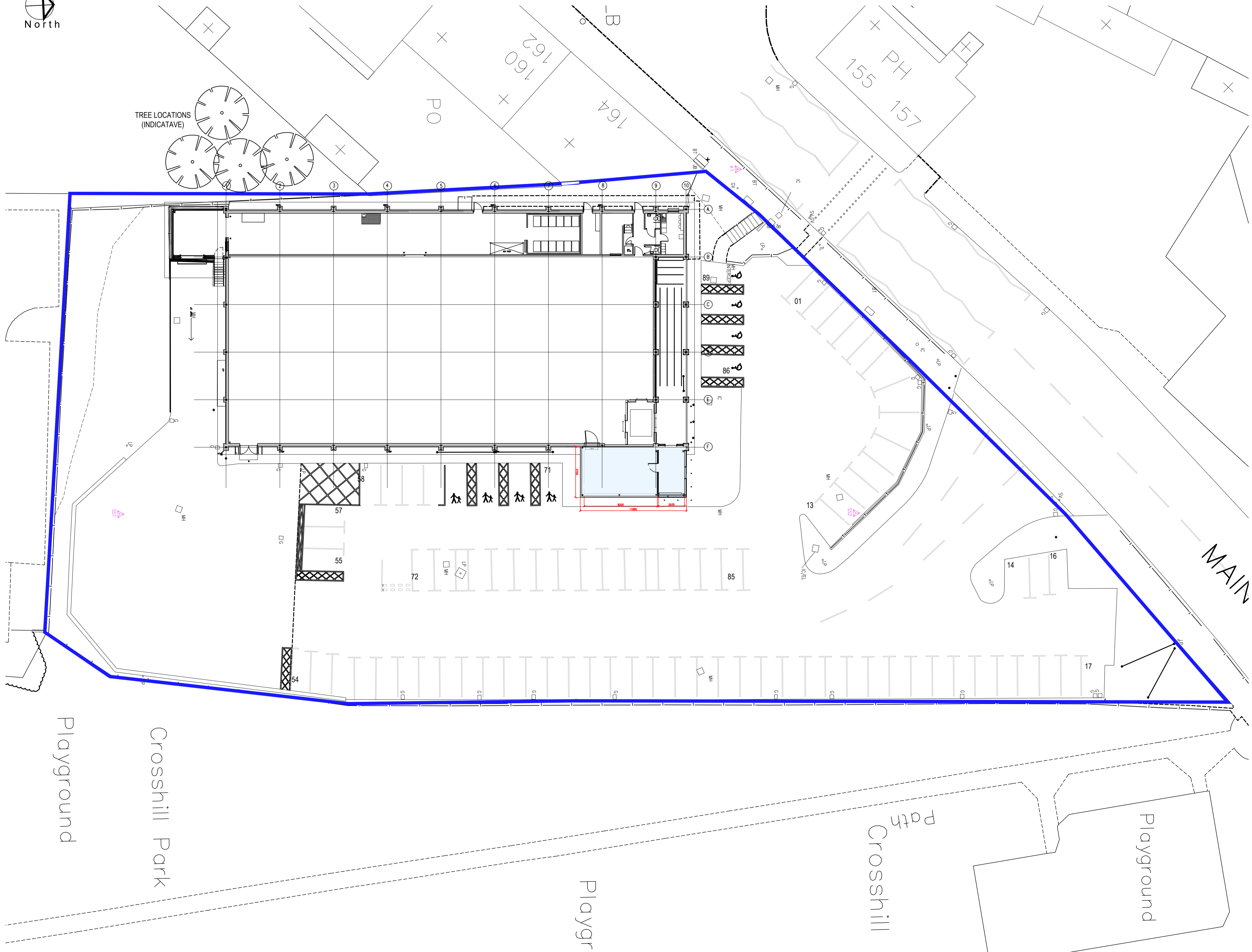


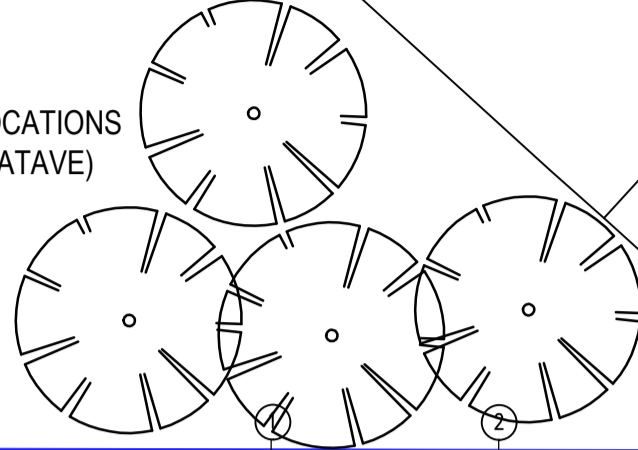


North

1. Do not scale this drawing - if in doubt ask.
2. All sizes to be checked on site prior to construction.
3. This drawing is the copyright of the author.



TREE LOCATIONS
(INDICATIVE)



MAIN

Playground

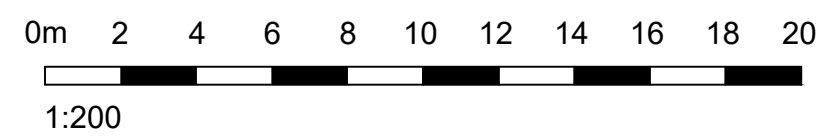
Crosshill Park

Playgr

Path Crosshill

Playground

PROPOSED SITE PLAN | 1:200



smith design associates
www.smithdesign.co.uk

Chartered Architects
16 Lynedoch Crescent, Glasgow G3 6EQ
client: Lidl GmbH UK
0141 353 3501

project: Proposed Retail Unit Extension
Main Street, BALLIESTON

drawing: Proposed Site Plan
original size: A1

scale: 1:200
date: 03.12.20
status: PLANNING

job no.: G2910-04 AL(0)013
drawing no.:
revision: