
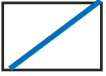



Key

 Planning application line

Tree portion to BS5837:2012

 Tree protection fences to BS 5837:2012. Fences to be erected around site prior to work on site.

 Area of hand digging only to protect tree roots

Soft Landscaping

 Existing Tree

TREE PROTECTION PLAN

DRAWING - TTA-XX-OO-DR-1900

DRAWING SHEET SIZE — A3 — SCALE 1:10



The Totteridge Academy

The best in everyone™

Part of United Learning