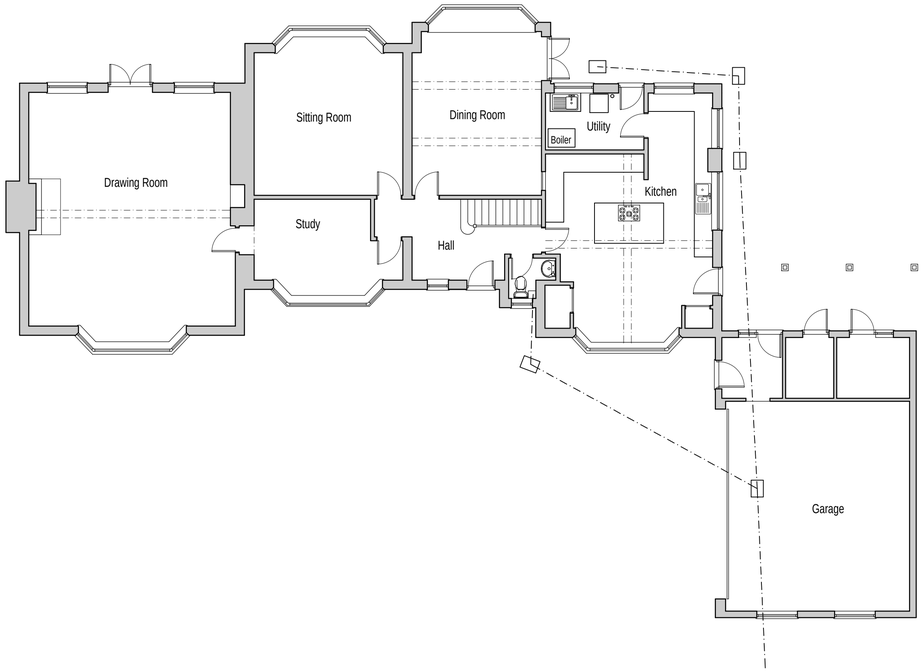

Ground Floor Plan

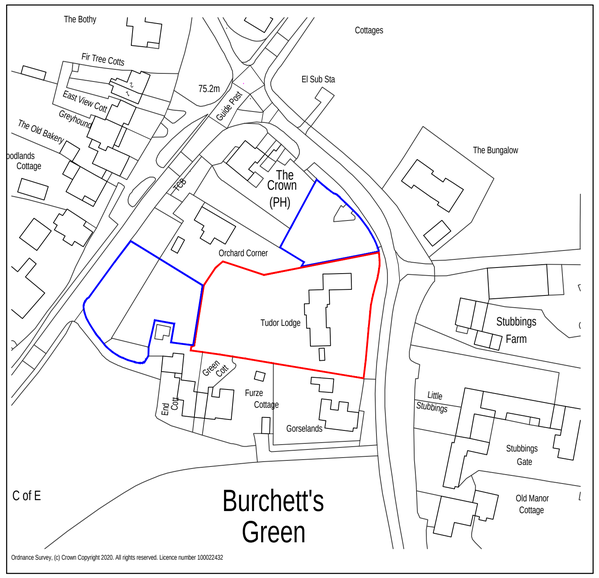

Location Plan 1:1250

N

0m 25m 50m

Scale 1:1250

0m 1m 2m 3m 4m 5m 6m 7m 8m 9m 10m

Scale 1:100

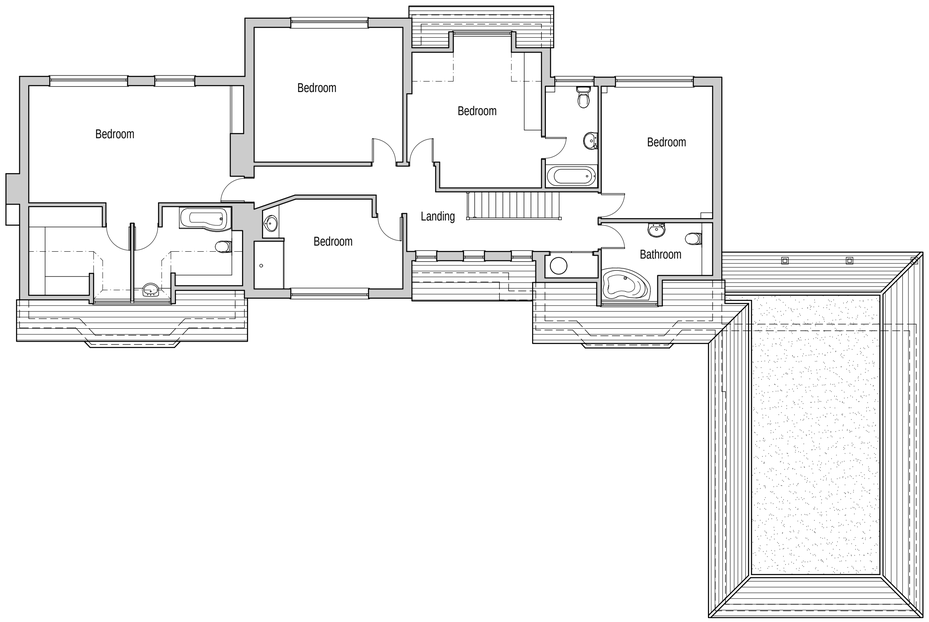

First Floor Plan

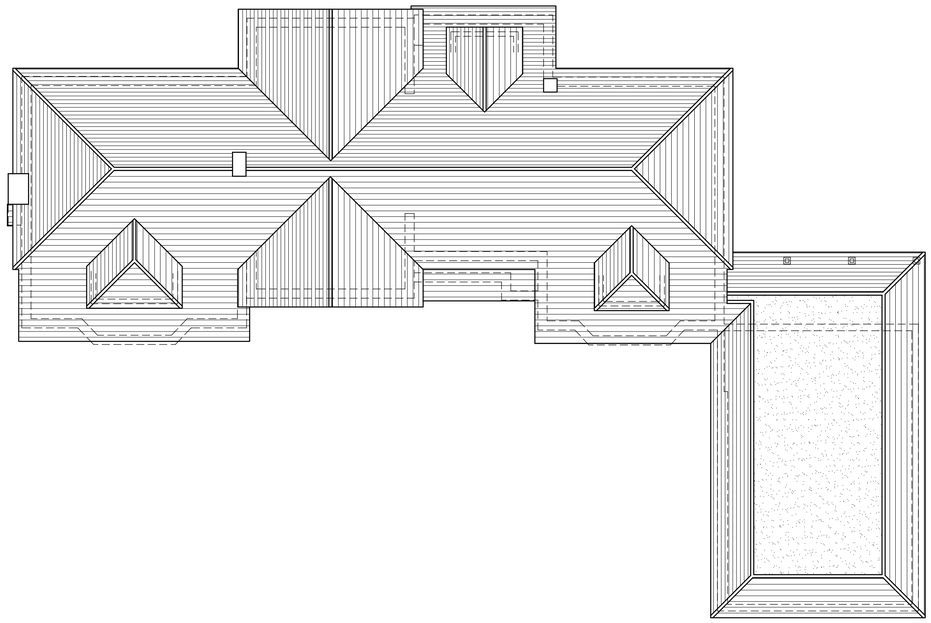

Roof Plan

NOTES:

New walls
Existing walls
Existing removed
G Gas meter
E Electric meter
Consumer unit

REVISION	DATE	DETAILS

DRAWN: CHECKED:

HAA take no responsibility for any dimensions obtained by measuring or scaling from this drawing and no reliance may be placed on such dimensions. If no dimension is given, it is the responsibility of the recipient to ascertain the dimension specifically from the Architect or by site measurement. The sizing of all structural and service elements must always be checked against the relevant engineer's drawings. No reliance should be placed upon sizing information shown on this drawing. This drawing may not be reproduced in any part or form without the written consent of Heighway Associates Architects.

ALL COPYRIGHT RESERVED ©

HEIGHWAY ASSOCIATES ARCHITECTS

34 West Street
Marlow
Buckinghamshire
SL7 2NB

t. +44 (0)1628 483 211
w. heighwayassociates.com
e. mail@heighwayassociates.com

HAA

Client: Mr & Mrs Spread

Project: Tudor Lodge, Burchetts Green Lane, Burchetts Green SL6 3QP

Title: Existing Plans

Issue: Planning

Scale: 1:100 @ A1

Date: November 2020

Drwg No: 1832/01

Rev: