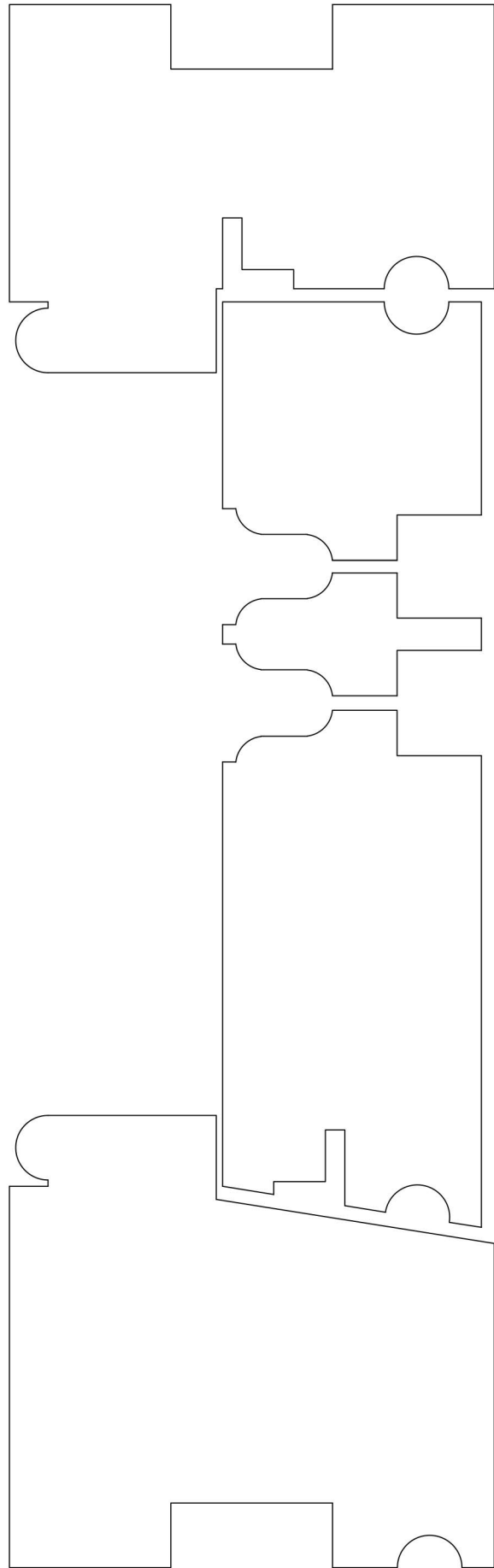


THIS DRAWING IS FOR PLANNING PURPOSES ONLY AND IS NOT FOR CONSTRUCTION. ALL DIMENSIONS SHOULD BE CHECKED ON SITE.

ANY STRUCTURAL ALTERATIONS SHOULD BE CONFIRMED WITH A STRUCTURAL ENGINEER PRIOR TO WORK BEING CARRIED OUT.



0 10 20 30 40 50mm 100mm


1:1 Timber Window Joinery Detail



WG05 & WG06 Existing photo
Windows are C20 replacements with top opening casements.

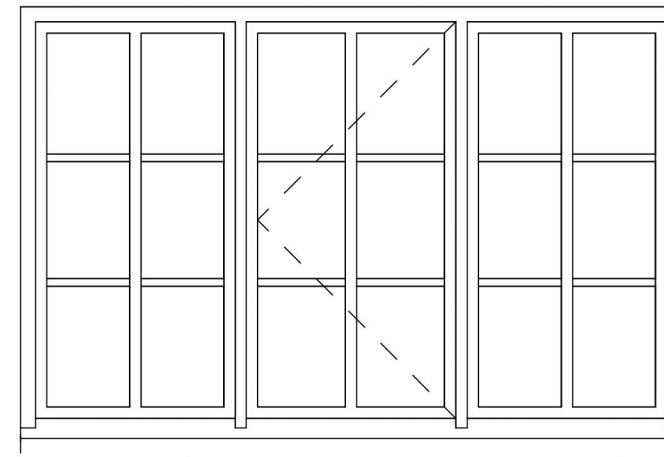


WG07 Existing photo



WG.05
WG.06

Proposed timber casements.
1:20 @ A3



WG.07

**LIVING
SPACE
ARCHITECTS**

Timber Window Joinery
Detail

1211/BIC/DET01

Scale 1:1 @ A3

Bickleigh House
Bickleigh

telephone 01392 270420
write to 18 Southernhay West
Exeter, EX1 1PJ
e.mail studio@livingspacearchitects.com