

NOTES :

- REQUIRES POWER FOR INTERNAL LIGHTING.
- LUMINANCE TO BE 500Cd/m2 WITHIN SIGNAGE.
- CONTRACTOR TO ADVISE ON STRUCTURAL REQUIREMENTS FOR SIGN BASE.
- ALL POWDER-COATING TO BE AT 60% SHINE.

- REQUIRES POWER AND DATA, CABLES TO BE TWIN-DUCTED.

- IMPORTANT:
- 1) ALL DIMENSIONS AND SIZES TO BE CHECKED BY THE RELEVANT CONTRACTOR OR SUBCONTRACTOR ON SITE PRIOR TO THE COMMENCEMENT OF WORKS AND ANY DISCREPANCIES REPORTED TO THE DESIGNER.
  - 2) COPYRIGHT: THIS DRAWING IS COPYRIGHT OF BEYOND COMMUNICATIONS LTD AND MUST NOT BE REPRODUCED, ALTERED OR PASSED TO ANY THIRD PARTY WITHOUT PRIOR WRITTEN CONSENT.

SIGNAGE QUANTITIES

#	NAME	QTY:
DTS 1A	TOTEM	X1
DTS 3A	HEIGHT LIMITER 3.6M	X2
DTS 4	ROTATING LEADER BOARD	X2
DTS 5	ORDER POINT	X2
DTS 6	MENU BOARD	X2
DTS EX1	EXISTING LANDLORD TOTEM	X2

REV	DATE	DESCRIPTION	NAME
-----	------	-------------	------

Status:

PLANNING

**Beyond**  
4a KING STREET STUDIOS, LONDON, W6 0QA  
WWW.BEYOND-COMMUNICATIONS.CO.UK  
TEL: 020 8846 3880

Client:

*Tim Hortons.*

Project Name:  
WOLVERHAMPTON WEDNESFIELD

Format:  
NON-STANDARD DRIVE-THRU

Title:  
DTS 6 - MENU BOARD

Site Address:  
UNIT 5 BENTLEY BRIDGE LEISURE PAR  
WEDNESFIELD WAY  
WOLVERHAMPTON  
WV11 1BP

Drawing No:  
7318-ADV-DTS-6

Rev:  
-

Date: 23/12/2020

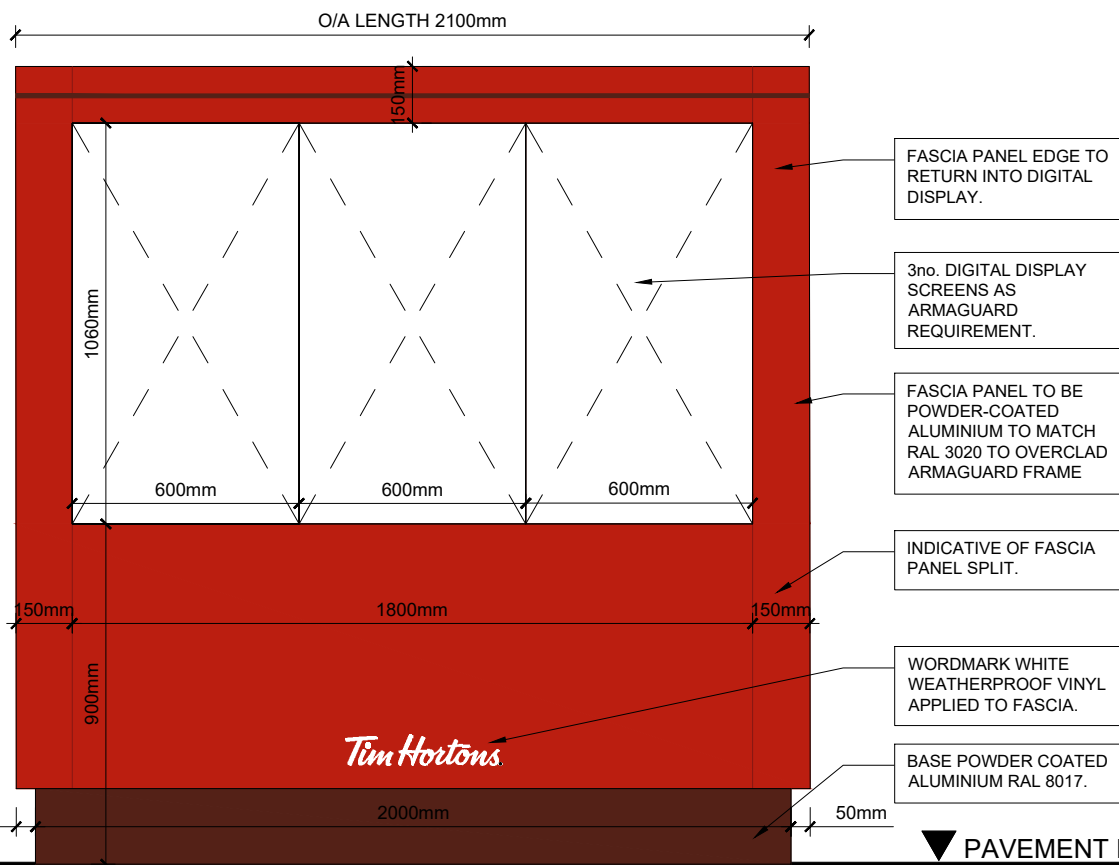

Scale: 1:20

@A3


Drawn by:  
MR

Checked:  
MC

2 PLAN  
Scale: 1:20



3 FRONT ELEVATION  
Scale: 1:20



4 SIDE ELEVATION  
Scale: 1:20



5 REAR ELEVATION  
Scale: 1:20

