
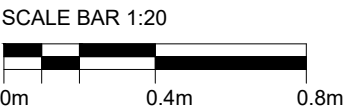


ILLUMINATED



1 PLAN
Scale: 1:20



- NOTES :
- REQUIRES POWER FOR INTERNAL LIGHTING.
 - LUMINANCE TO BE 500Cd/m2 WITHIN SIGNAGE.
 - CONTRACTOR TO ADVISE ON STRUCTURAL REQUIREMENTS FOR SIGN BASE.
 - ALL POWDER-COATING TO BE AT 60% SHINE.

- IMPORTANT:
- 1) ALL DIMENSIONS AND SIZES TO BE CHECKED BY THE RELEVANT CONTRACTOR OR SUBCONTRACTOR ON SITE PRIOR TO THE COMMENCEMENT OF WORKS AND ANY DISCREPANCIES REPORTED TO THE DESIGNER.
 - 2) COPYRIGHT: THIS DRAWING IS COPYRIGHT OF BEYOND COMMUNICATIONS LTD AND MUST NOT BE REPRODUCED, ALTERED OR PASSED TO ANY THIRD PARTY WITHOUT PRIOR WRITTEN CONSENT.

SIGNAGE QUANTITIES

#	NAME	QTY:
DTS 1A	TOTEM	X1
DTS 3A	HEIGHT LIMITER 3.6M	X2
DTS 4	ROTATING LEADER BOARD	X2
DTS 5	ORDER POINT	X2
DTS 6	MENU BOARD	X2
DTS EX1	EXISTING LANDLORD TOTEM	X2

REV	DATE	DESCRIPTION	NAME
-----	------	-------------	------

Status:
PLANNING

Beyond

4a KING STREET STUDIOS, LONDON, W6 0QA
WWW.BEYOND-COMMUNICATIONS.CO.UK
TEL: 020 8846 3880

Client:
Tim Hortons

Project Name:
WOLVERHAMPTON WEDNESFIELD

Format:
NON-STANDARD DRIVE-THRU

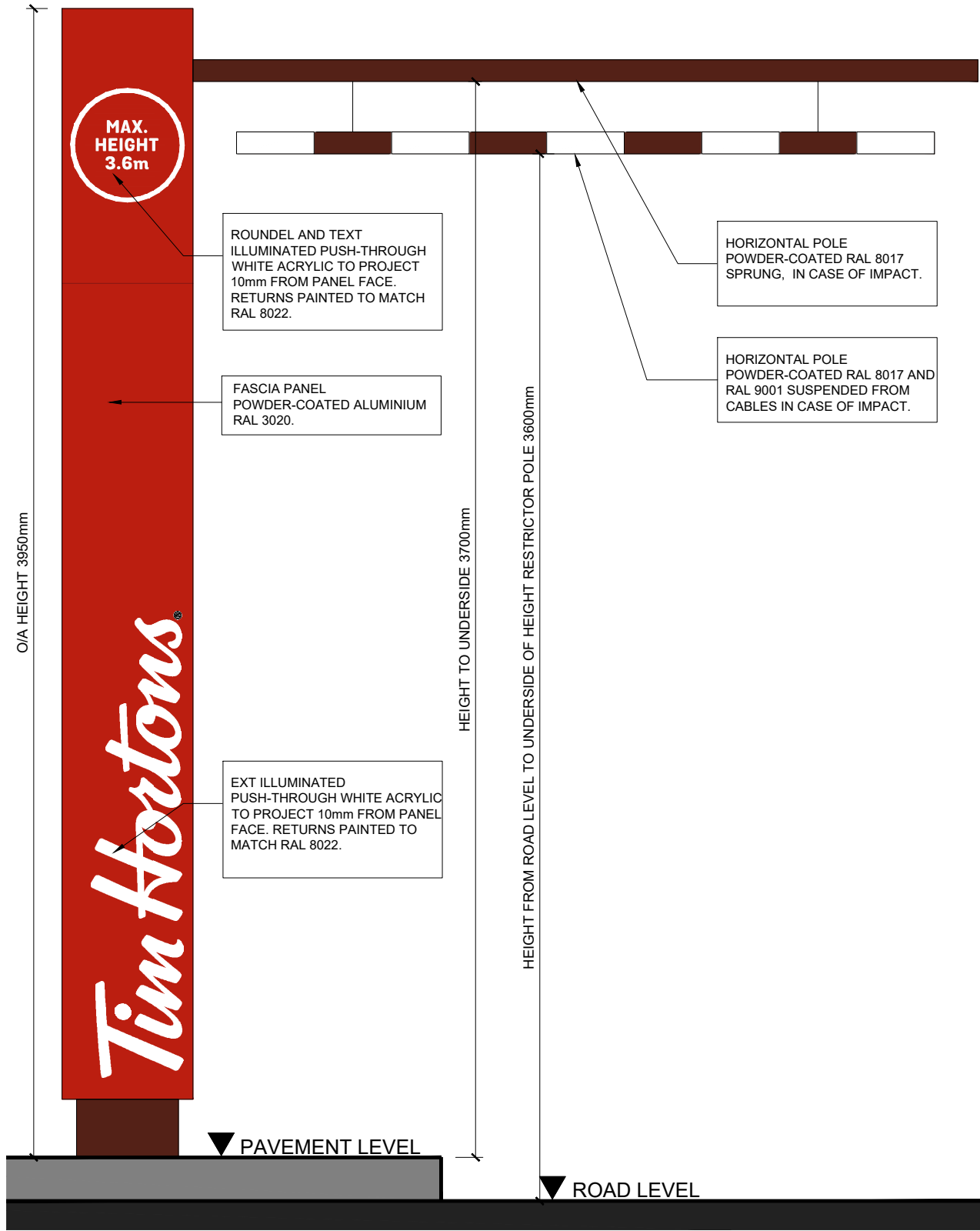
Title:
DTS 3A - HEIGHT LIMITER 3.6m

Site Address:
UNIT 5 BENTLEY BRIDGE LEISURE PAR
WEDNESFIELD WAY
WOLVERHAMPTON
WV11 1BP

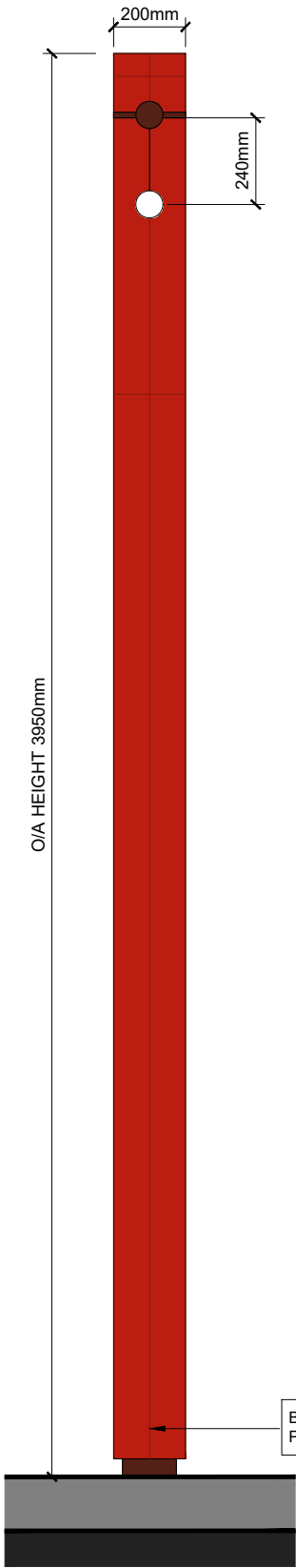
Drawing No: 7318-ADV-DTS-3A	Rev: -
--------------------------------	-----------

Date: 23/12/2020	Scale: 1:20	@A3
------------------	-------------	-----


Drawn by: MR	Checked: MC
-----------------	----------------



2 FRONT ELEVATION
Scale: 1:20



3 SIDE ELEVATION
Scale: 1:20



4 REAR ELEVATION
Scale: 1:20