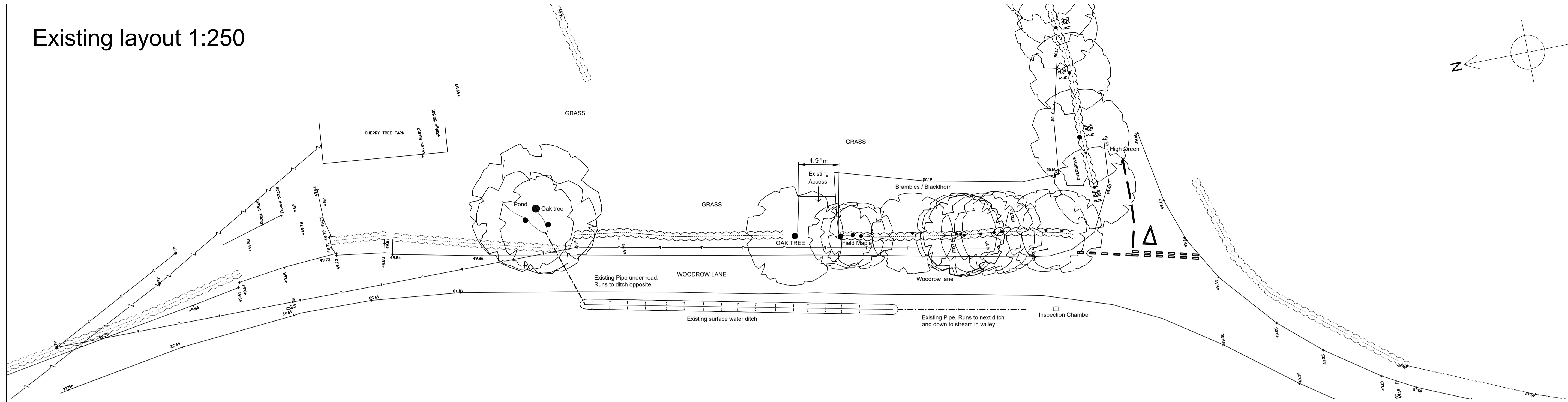
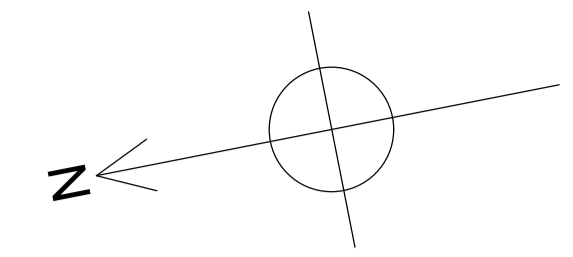
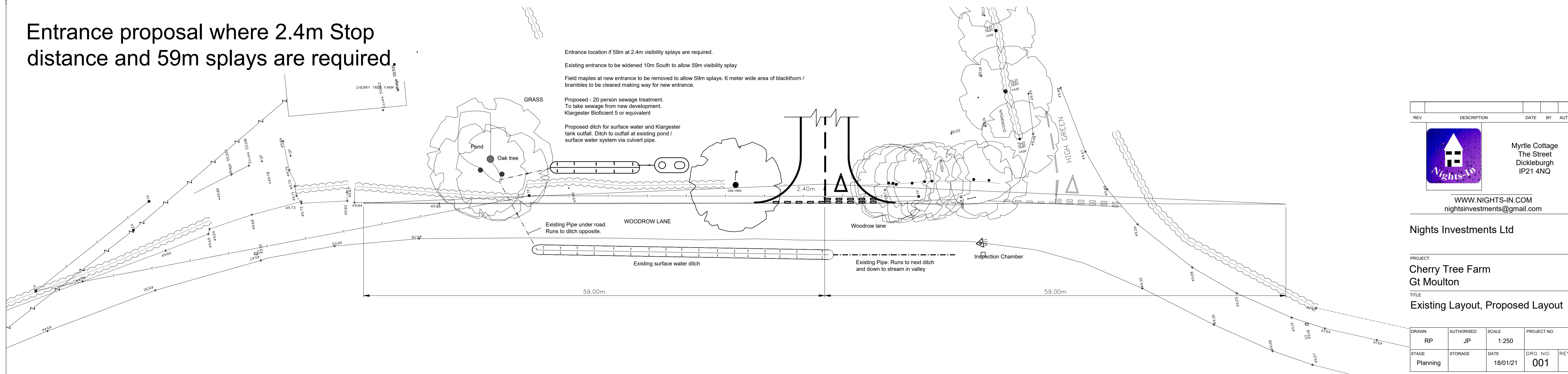


Existing layout 1:250



Note: sewage tank and ditch location to supersede architect drawing no: 220-793-01

Entrance proposal where 2.4m Stop distance and 59m splays are required



REV	DESCRIPTION	DATE	BY	AUTH
-----	-------------	------	----	------



Myrtle Cottage
The Street
Dickleburgh
IP21 4NQ

WWW.NIGHTS-IN.COM
nightsinvestments@gmail.com

Nights Investments Ltd

PROJECT
Cherry Tree Farm
Gt Moulton
TITLE
Existing Layout, Proposed Layout

DRAWN	AUTHORISED	SCALE	PROJECT NO.	
RP	JP	1:250		
STAGE	STORAGE	DATE	DRG. NO.	REV
Planning		18/01/21	001	