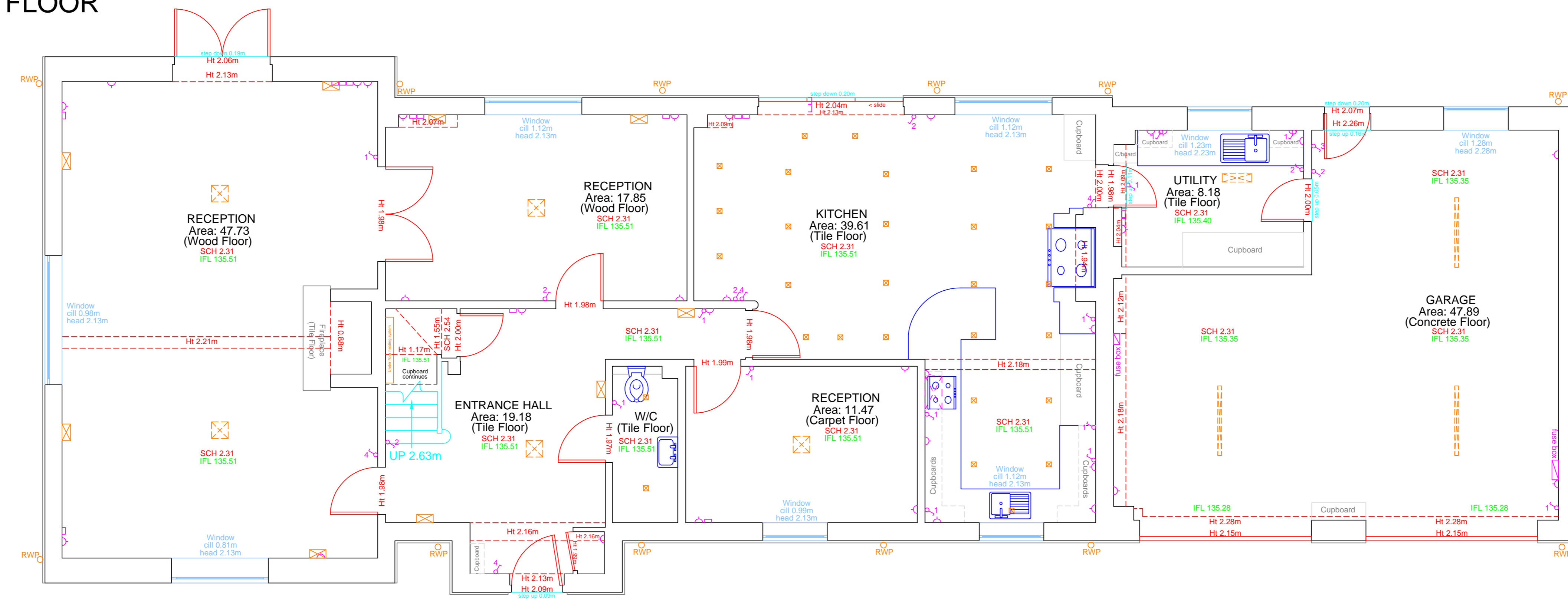
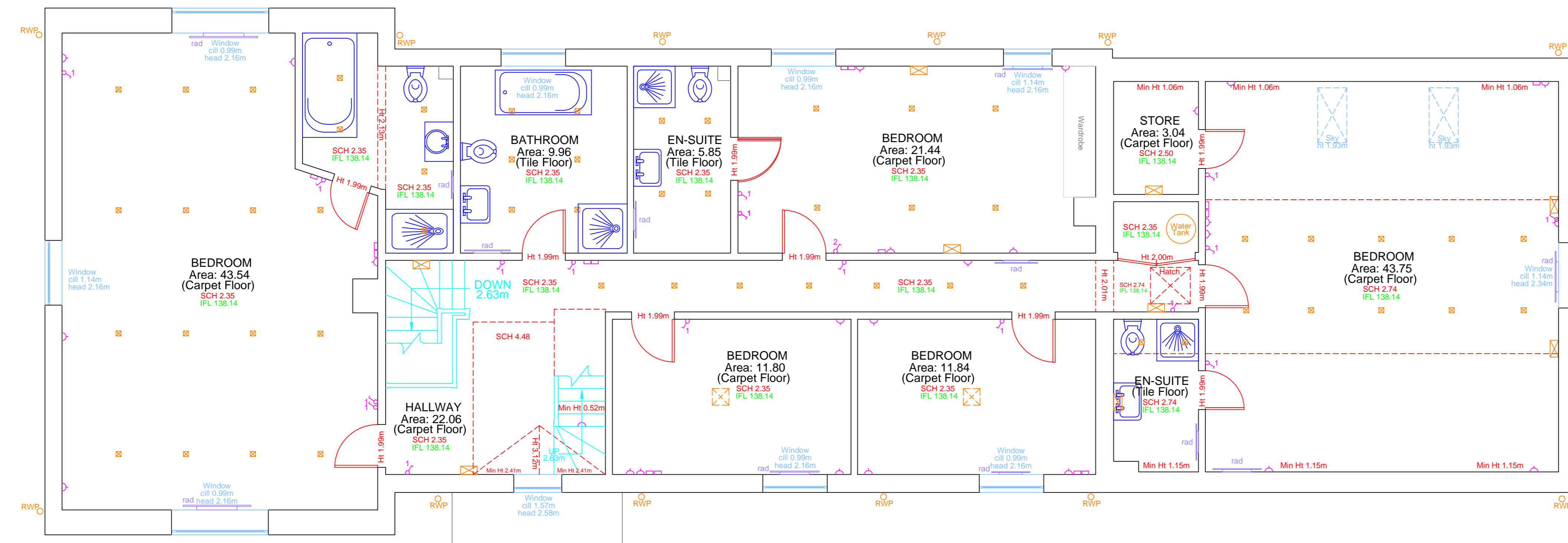


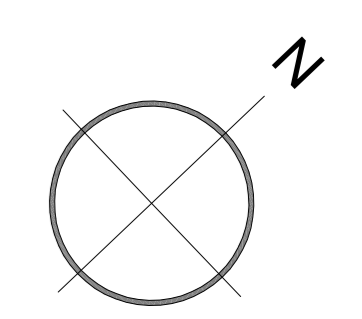
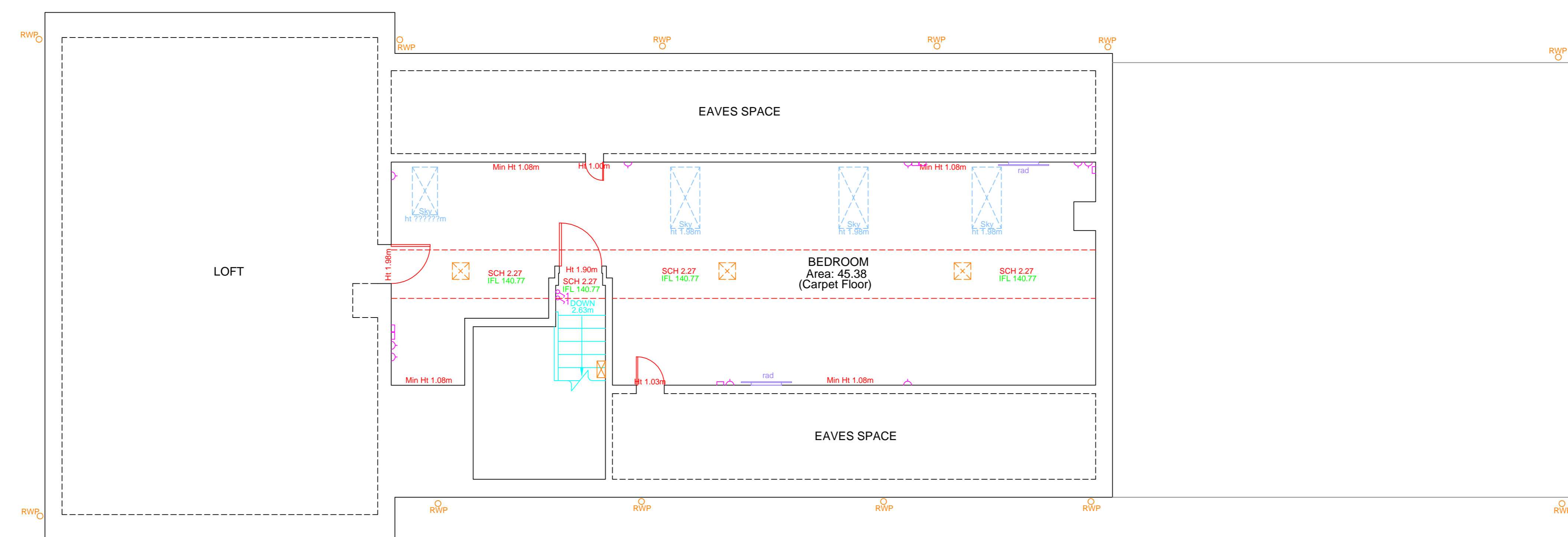
GROUND FLOOR


















1ST FLOOR



2ND FLOOR



Legend:

-  13A Power Socket
-  Fused Socket
-  Shaver Socket
-  Extractor Fan
-  Lantern Light
-  Down Light
-  Light Switch
-  Port (other)
-  Radiator
-  Vents
-  Fire Alarm Button
-  Fire Extinguisher
-  Floor Level to Datum
-  Structural Ceiling Height
-  False Ceiling Height

Notes:

This plan should only be used for its original purpose. SV Surveying Ltd accepts no responsibility for this plan if supplied to any other party other than the original client.

All dimensions / levels should be checked on site prior to design and construction.

The position of electrical points cannot be guaranteed due to access or other restrictions.

Drainage information (where applicable) has been visually inspected from the surface and should be treated as approximate only.

Tree information (where applicable) has been surveyed from ground level and therefore should be treated as approximate only.

Doors and windows positions have been measured to the structural opening wherever possible.

The survey has been fixed to an arbitrary grid.



LAND SURVEYS + COMPUTER MODELLING
BUILDING SURVEYS + SITE ENGINEERING

SV SURVEYING LTD
76B MARKET STREET
ASHBY-DE-LA-ZOUCH
LEICESTERSHIRE
LE65 1AP

Tel 01530 560837
Fax 01530 560123
Email: info@svsurveying.co.uk
www.svsurveying.co.uk

Project
**LD ARCHITECTS
WALNUT TREE HOUSE**

Drawing
**MEASURED
SITE SURVEY**

Scales 1:50	Drawn/Paper Size JW/A0
Survey Date 03/12/2020	Drawing No. 20295-20-02
DO NOT SCALE	
<small>(c) Copyright SV Surveying Ltd 2020.</small>	

