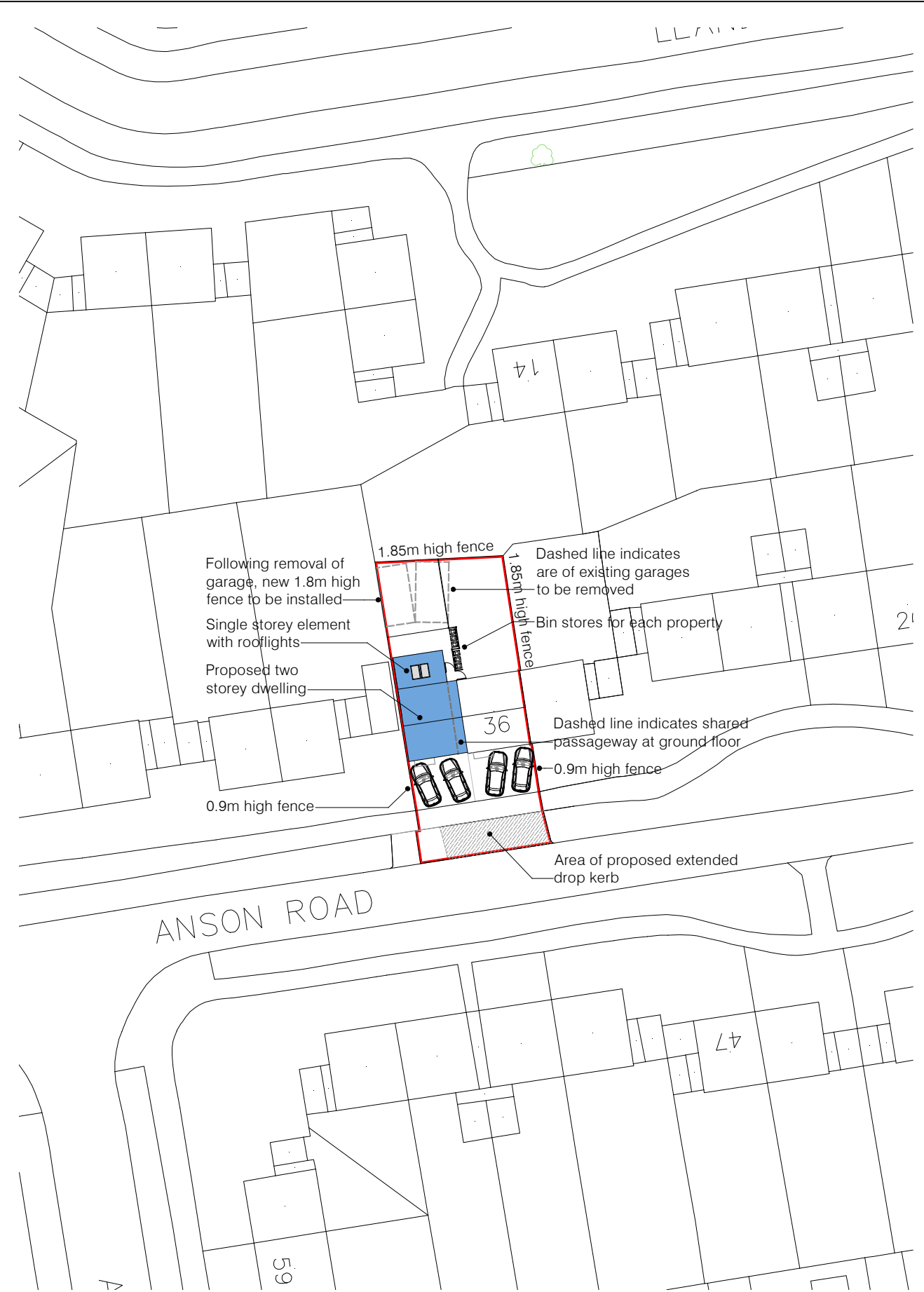
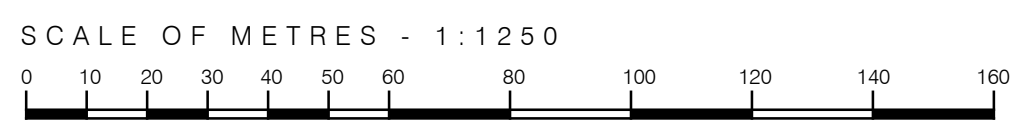
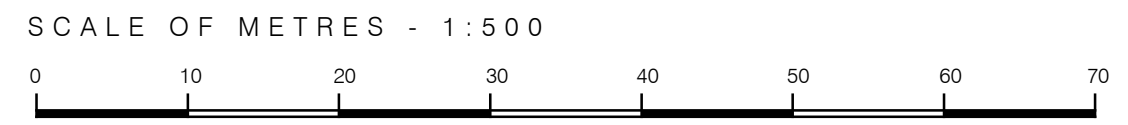




**Location Plan**  
Scale - 1:1250



**Block Plan**  
Scale - 1:500



**Notes**

All dimensions must be checked on site and not scaled from this drawing, any discrepancies to be reported

The Contractor shall make a survey of the site and shall be responsible for obtaining all dimensions and levels necessary for the proper construction of works as indicated.

Please note that this drawing is COPYRIGHT and shall not be used or copied for purposes un-authorised by Innovation Architecture Ltd.

Ordnance Survey - 100059706

Client  
**PICKERING**

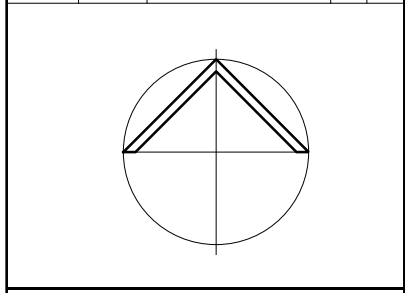
Job Title  
**PROPOSED NEW DWELLING**  
36 ANSON ROAD, HULL,  
HU9 4SN

Drawing Title  
**LOCATION & BLOCK PLAN**

**Innovation**  
architecture

Innovation Architecture Ltd  
110 Beverley Road, Hessle, East Yorkshire, HU13 9BU  
t: 01482 650215  
e: info@ia1.co.uk  
w: www.innovation-architecture.co.uk

Revisions	Date	Description	DR	CH



Status **PLANNING**

Scale A3 - 1:1250 / 1:500 Date 30/11/20

Drawn By RL Checked Approved

Drawing No. **645/LP01** Rev