

Tim French
2 Parsonage House, High Street
Eynsford
Kent
DA4 0AB

07.10.2020 10:42

Page 1 of 12

Order no.: 191450	Requisition no.: .	Delivery week: 47	Reference:	Customer no. / Your VAT no.: 0001115439/
Your Contact: Tim French	Telephone no.: 07967966765	Terms of Delivery: Small truck, lift		
Delivery Address: Tim French 3 Hoggarden Cottages Shoreham, Sevenoaks Kent TN14 7SX		Delivery information: timfrench175@gmail.com		
		Contact + Phone rel. to delivery: Tim French 07967966765		

PRE-MANUFACTURE ORDER SCHEDULE

Project: 40180716/3 Hop Garden Cottages, TN147SX

This order schedule details finalised agreed product to be manufactured, including sizes, colours and specification.

Any changes to this need to be notified to your Project Coordinator as soon as possible.

Please be aware, no changes can be made once the order has been accepted into manufacture.

Date

Signature

Project Coordinator:

Thomas Kingsnorth

Tel.: +441536313558

E-Mail: thk@dovista.com

Sales Person:

Kelly Sharp

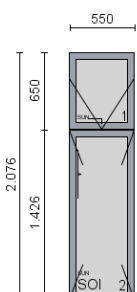
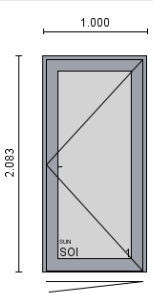
Tel.: +441536313539

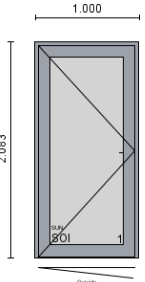
E-Mail: klp@dovista.com

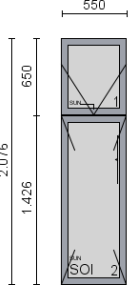

Order no.: 191450	Project name: 3 Hop Garden Cottages, TN147SX	Page 2 / 12
-----------------------------	--	-----------------------

Elevations shown from outside. Measurements from top left corner.

General unless otherwise stated:

WORKSHOP A, B		
Pos 20	VELFAC 200i	2 PCS
	Element size (WxH)	550 mm X 2076 mm
	Frame depth	90 mm
	Element depth	124 mm
	Mullion/transom depth	66mm
	Sash profile	Sash for 24mm glazing
	Alu colour, sash externally	RAL 7040 gl. 30 Window Grey
	Glazing bead	RAL 9010 Pure White
	Wood colour, frame internally	RAL 9010 Pure White
	Sash 1	
	Opening function	Top-guided window
	Glazing/panel (1)	4-16-4 Sun SKN176/Clear WE Grey W/Argon U= 1,04
	Sash size (WxH)	550 mm X 646 mm
	Operation	Handle with key lock
	Sash 2	
Opening function	Fixed casement	
Glazing/panel (2)	4-16-4 Sun SKN176 Tgh Safe/Clear Tgh Safe WE Grey W/Argon U= 1,04	
Sash size (WxH)	550 mm X 1422 mm	
Accessories		
Left jamb	1 click vent, 40	
Element weight	35 kg	
WORKSHOP C		
Pos 30	VELFAC Ribo alu 2	1 PCS
	Element size (WxH)	1000 mm X 2083 mm
	Frame depth	123 mm
	Sash profile	Sash for 32mm glazing
	Alu colour, frame externally	RAL 7040 gl. 30 Window Grey
	Alu colour, sash externally	RAL 7040 gl. 30 Window Grey
	Wood colour, frame internally	RAL 9010 Pure White
	Wood colour, sash internally	RAL 9010 Pure White
	Cill	
	Height threshold	Low threshold, composite mat. 18,0 mm
	Sash 1	
	Opening function	Glazed entrance door outward
	Opening direction	Right opening
	Hinges	90°
	Glazing/panel (1)	4-24-4 Sun SKN176 Tgh Safe/Clear Tgh Safe WE Grey

Order no.: 191450	Project name: 3 Hop Garden Cottages, TN147SX	Page 3 / 12
	Operation Accessories Lockbox Cylinder Rose/Backplate Frame machining (external view) Profile at head Profile at left jamb Profile at right jamb Element weight Free width, element	W/Argon U= 1,09 Standard door handle supplied 3-point lock enhanced security Key/thumbturn keyed different Rosettes included Cover profile Cover profile Cover profile 72 kg 828 mm
ORANGERY C		
Pos 40	VELFAC Ribo alu 2	1 PCS
	Element size (WxH) Frame depth Sash profile Alu colour, frame externally Alu colour, sash externally Wood colour, frame internally Wood colour, sash internally Cill Height threshold Sash 1 Opening function Opening direction Hinges Glazing/panel (1) Operation Accessories Lockbox Cylinder Rose/Backplate Frame machining (external view) Profile at head Profile at left jamb Profile at right jamb Element weight Free width, element	1000 mm X 2083 mm 123 mm Sash for 32mm glazing RAL 7040 gl. 30 Window Grey RAL 7040 gl. 30 Window Grey RAL 9010 Pure White RAL 9010 Pure White Low threshold, composite mat. 18,0 mm Glazed entrance door outward Left opening 90° 4-24-4 Sun SKN176 Tgh Safe/Clear Tgh Safe WE Grey W/Argon U= 1,09 Standard door handle supplied 3-point lock enhanced security Key/thumbturn keyed different Rosettes included Cover profile Cover profile Cover profile 72 kg 828 mm

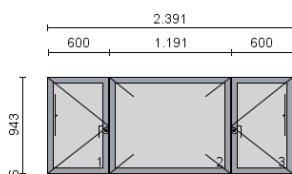
Order no.: 191450	Project name: 3 Hop Garden Cottages, TN147SX	Page 4 / 12
ORANGERY A, B		
Pos 50	VELFAC 200i	2 PCS
	Element size (WxH) 550 mm X 2076 mm Frame depth 90 mm Element depth 124 mm Mullion/transom depth 66mm Sash profile Sash for 24mm glazing Alu colour, sash externally RAL 7040 gl. 30 Window Grey Glazing bead RAL 9010 Pure White Wood colour, frame internally RAL 9010 Pure White Sash 1 Opening function Top-guided window Glazing/panel (1) 4-16-4 Sun SKN176/Clear WE Grey W/Argon U= 1,04 Sash size (WxH) 550 mm X 646 mm Operation Handle with key lock Sash 2 Opening function Fixed casement Glazing/panel (2) 4-16-4 Sun SKN176 Tgh Safe/Clear Tgh Safe WE Grey W/Argon U= 1,04 Sash size (WxH) 550 mm X 1422 mm Accessories Jamb right 1 click vent, 40 Element weight 35 kg	
JOINT SPACERS		
Pos 70	VELFAC 200i	4 PCS
	Timber component 8mm coupling profile, 90/114 Wood colour RAL 9010 Pure White Profile length 3000 mm Length 3000 mm	

Order no.: 191450	Project name: 3 Hop Garden Cottages, TN147SX	Page 5 / 12
-----------------------------	--	-----------------------

MASTER BERDOOM

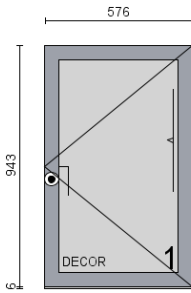
Pos 90 VELFAC 200i

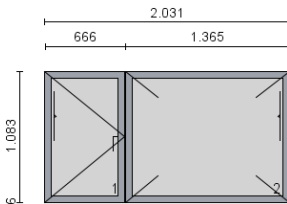
1 PCS

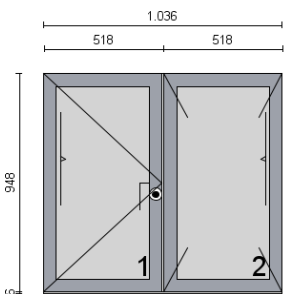


Element size (WxH)	2391 mm X 943 mm
Frame depth	90 mm
Element depth	124 mm
Mullion/transom depth	66mm
Sash profile	Sash for 24mm glazing
Alu colour, sash externally	RAL 7040 gl. 30 Window Grey
Glazing bead	RAL 9010 Pure White
Wood colour, frame internally	RAL 9010 Pure White
Sash 1	
Opening function	Sidehung window
Opening direction	Left opening
Glazing/panel (1)	4-16-4 Clear/Energy Std WE Grey W/Argon U= 1,12
Sash size (WxH)	596 mm X 943 mm
Operation	Handle
Accessories	Restrictor with vent position
Left jamb	1 click vent, 40
Sash 2	
Opening function	Fixed casement
Glazing/panel (2)	4-16-4 Clear/Energy Std WE Grey W/Argon U= 1,12
Sash size (WxH)	1183 mm X 943 mm
Sash 3	
Opening function	Sidehung window
Opening direction	Right opening
Glazing/panel (3)	4-16-4 Clear/Energy Std WE Grey W/Argon U= 1,12
Sash size (WxH)	596 mm X 943 mm
Operation	Handle
Accessories	Restrictor with vent position
Jamb right	1 click vent, 40
Frame machining (external view)	
Profile at cill	Cill attachment profile
Element weight	65 kg

Order no.: 191450	Project name: 3 Hop Garden Cottages, TN147SX	Page 6 / 12
-----------------------------	--	-----------------------

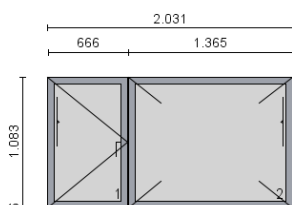
EN-SUITE		
Pos 100	VELFAC 200i	1 PCS
	Element size (WxH) 576 mm X 943 mm Frame depth 90 mm Element depth 124 mm Sash profile Sash for 24mm glazing Alu colour, sash externally RAL 7040 gl. 30 Window Grey Glazing bead RAL 9010 Pure White Wood colour, frame internally RAL 9010 Pure White Sash 1 Opening function Sidehung window Opening direction Right opening Glazing/panel (1) 4-16-4 Satin/Energy Std WE Grey W/Argon U= 1,12 Sash size (WxH) 576 mm X 943 mm Operation Handle Accessories Restrictor with vent position Jamb right 1 click vent, 40 Frame machining (external view) Profile at cill Cill attachment profile Element weight 17 kg	

STUDY		
Pos 110	VELFAC 200i	1 PCS
	Element size (WxH) 2031 mm X 1083 mm Frame depth 90 mm Element depth 124 mm Mullion/transom depth 66mm Sash profile Sash for 24mm glazing Alu colour, sash externally RAL 7040 gl. 30 Window Grey Glazing bead RAL 9010 Pure White Wood colour, frame internally RAL 9010 Pure White Sash 1 Opening function Sidehung window Opening direction Left opening Glazing/panel (1) 4-16-4 Clear/Energy Std WE Grey W/Argon U= 1,12 Sash size (WxH) 662 mm X 1083 mm Operation Handle with key lock Accessories Left jamb 1 click vent, 40 Sash 2 Opening function Fixed casement Glazing/panel (2) 4-16-4 Clear/Energy Std WE Grey W/Argon U= 1,12	

Order no.: 191450	Project name: 3 Hop Garden Cottages, TN147SX	Page 7 / 12
	Sash size (WxH) Accessories Jamb right Frame machining (external view) Profile at cill Element weight	1361 mm X 1083 mm 1 click vent, 40 Cill attachment profile 60 kg
BATHROOM		
Pos 180 VELFAC 200i	1 PCS	
	Element size (WxH) Frame depth Element depth Mullion/transom depth Sash profile Alu colour, sash externally Glazing bead Wood colour, frame internally Sash 1 Opening function Opening direction Glazing/panel (1) Sash size (WxH) Operation Accessories Left jamb Sash 2 Opening function Glazing/panel (2) Sash size (WxH) Accessories Jamb right Frame machining (external view) Profile at cill Element weight	1036 mm X 948 mm 90 mm 124 mm 66mm Sash for 24mm glazing RAL 7040 gl. 30 Window Grey RAL 9010 Pure White RAL 9010 Pure White Sidehung window Left opening 4-16-4 Clear/Energy Std WE Grey W/Argon U= 1,12 514 mm X 948 mm Handle Restrictor with vent position 1 click vent, 40 Fixed casement 4-16-4 Clear/Energy Std WE Grey W/Argon U= 1,12 514 mm X 948 mm 1 click vent, 40 Cill attachment profile 31 kg

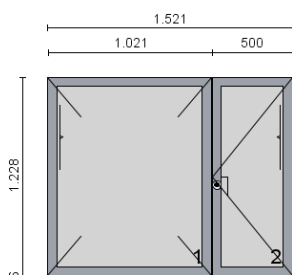
Order no.: 191450	Project name: 3 Hop Garden Cottages, TN147SX	Page 8 / 12
-----------------------------	--	-----------------------

HALL
Pos 190 VELFAC 200i 1 PCS

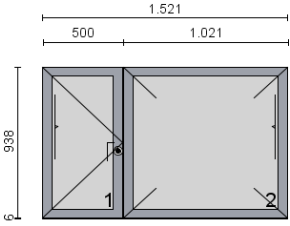


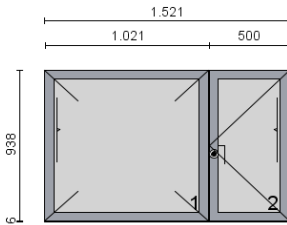
Element size (WxH)	2031 mm X 1083 mm
Frame depth	90 mm
Element depth	124 mm
Mullion/transom depth	66mm
Sash profile	Sash for 24mm glazing
Alu colour, sash externally	RAL 7040 gl. 30 Window Grey
Glazing bead	RAL 9010 Pure White
Wood colour, frame internally	RAL 9010 Pure White
Sash 1	
Opening function	Sidehung window
Opening direction	Left opening
Glazing/panel (1)	4-16-4 Clear/Energy Std WE Grey W/Argon U= 1,12
Sash size (WxH)	662 mm X 1083 mm
Operation	Handle with key lock
Accessories	
Left jamb	1 click vent, 40
Sash 2	
Opening function	Fixed casement
Glazing/panel (2)	4-16-4 Clear/Energy Std WE Grey W/Argon U= 1,12
Sash size (WxH)	1361 mm X 1083 mm
Accessories	
Jamb right	1 click vent, 40
Frame machining (external view)	
Profile at cill	Cill attachment profile
Element weight	60 kg

L/ROOM
Pos 200 VELFAC 200i 1 PCS



Element size (WxH)	1521 mm X 1228 mm
Frame depth	90 mm
Element depth	124 mm
Mullion/transom depth	66mm
Sash profile	Sash for 24mm glazing
Alu colour, sash externally	RAL 7040 gl. 30 Window Grey
Glazing bead	RAL 9010 Pure White
Wood colour, frame internally	RAL 9010 Pure White
Sash 1	
Opening function	Fixed casement
Glazing/panel (1)	4-16-4 Clear/Energy Std WE Grey W/Argon U= 1,12
Sash size (WxH)	1017 mm X 1228 mm
Accessories	
Left jamb	1 click vent, 40

Order no.: 191450	Project name: 3 Hop Garden Cottages, TN147SX	Page 9 / 12																																																				
<table border="0"> <tr> <td colspan="2">Sash 2</td> </tr> <tr> <td>Opening function</td> <td>Sidehung window</td> </tr> <tr> <td>Opening direction</td> <td>Right opening</td> </tr> <tr> <td>Glazing/panel (2)</td> <td>4-16-4 Clear/Energy Std WE Grey W/Argon U= 1,12</td> </tr> <tr> <td>Sash size (WxH)</td> <td>496 mm X 1228 mm</td> </tr> <tr> <td>Operation</td> <td>Handle with key lock</td> </tr> <tr> <td colspan="2">Accessories</td> </tr> <tr> <td></td> <td>Restrictor with vent position</td> </tr> <tr> <td>Jamb right</td> <td>1 click vent, 40</td> </tr> <tr> <td colspan="2">Frame machining (external view)</td> </tr> <tr> <td>Profile at cill</td> <td>Cill attachment profile</td> </tr> <tr> <td>Element weight</td> <td>53 kg</td> </tr> </table>			Sash 2		Opening function	Sidehung window	Opening direction	Right opening	Glazing/panel (2)	4-16-4 Clear/Energy Std WE Grey W/Argon U= 1,12	Sash size (WxH)	496 mm X 1228 mm	Operation	Handle with key lock	Accessories			Restrictor with vent position	Jamb right	1 click vent, 40	Frame machining (external view)		Profile at cill	Cill attachment profile	Element weight	53 kg																												
Sash 2																																																						
Opening function	Sidehung window																																																					
Opening direction	Right opening																																																					
Glazing/panel (2)	4-16-4 Clear/Energy Std WE Grey W/Argon U= 1,12																																																					
Sash size (WxH)	496 mm X 1228 mm																																																					
Operation	Handle with key lock																																																					
Accessories																																																						
	Restrictor with vent position																																																					
Jamb right	1 click vent, 40																																																					
Frame machining (external view)																																																						
Profile at cill	Cill attachment profile																																																					
Element weight	53 kg																																																					
BED 1 Pos 210 VELFAC 200i 1 PCS																																																						
	<table border="0"> <tr> <td>Element size (WxH)</td> <td>1521 mm X 938 mm</td> </tr> <tr> <td>Frame depth</td> <td>90 mm</td> </tr> <tr> <td>Element depth</td> <td>124 mm</td> </tr> <tr> <td>Mullion/transom depth</td> <td>66mm</td> </tr> <tr> <td>Sash profile</td> <td>Sash for 24mm glazing</td> </tr> <tr> <td>Alu colour, sash externally</td> <td>RAL 7040 gl. 30 Window Grey</td> </tr> <tr> <td>Glazing bead</td> <td>RAL 9010 Pure White</td> </tr> <tr> <td>Wood colour, frame internally</td> <td>RAL 9010 Pure White</td> </tr> <tr> <td colspan="2">Sash 1</td> </tr> <tr> <td>Opening function</td> <td>Sidehung window</td> </tr> <tr> <td>Opening direction</td> <td>Left opening</td> </tr> <tr> <td>Glazing/panel (1)</td> <td>4-16-4 Clear/Energy Std WE Grey W/Argon U= 1,12</td> </tr> <tr> <td>Sash size (WxH)</td> <td>496 mm X 938 mm</td> </tr> <tr> <td>Operation</td> <td>Handle</td> </tr> <tr> <td colspan="2">Accessories</td> </tr> <tr> <td></td> <td>Restrictor with vent position</td> </tr> <tr> <td>Left jamb</td> <td>1 click vent, 40</td> </tr> <tr> <td colspan="2">Sash 2</td> </tr> <tr> <td>Opening function</td> <td>Fixed casement</td> </tr> <tr> <td>Glazing/panel (2)</td> <td>4-16-4 Clear/Energy Std WE Grey W/Argon U= 1,12</td> </tr> <tr> <td>Sash size (WxH)</td> <td>1017 mm X 938 mm</td> </tr> <tr> <td colspan="2">Accessories</td> </tr> <tr> <td>Jamb right</td> <td>1 click vent, 40</td> </tr> <tr> <td colspan="2">Frame machining (external view)</td> </tr> <tr> <td>Profile at cill</td> <td>Cill attachment profile</td> </tr> <tr> <td>Element weight</td> <td>42 kg</td> </tr> </table>		Element size (WxH)	1521 mm X 938 mm	Frame depth	90 mm	Element depth	124 mm	Mullion/transom depth	66mm	Sash profile	Sash for 24mm glazing	Alu colour, sash externally	RAL 7040 gl. 30 Window Grey	Glazing bead	RAL 9010 Pure White	Wood colour, frame internally	RAL 9010 Pure White	Sash 1		Opening function	Sidehung window	Opening direction	Left opening	Glazing/panel (1)	4-16-4 Clear/Energy Std WE Grey W/Argon U= 1,12	Sash size (WxH)	496 mm X 938 mm	Operation	Handle	Accessories			Restrictor with vent position	Left jamb	1 click vent, 40	Sash 2		Opening function	Fixed casement	Glazing/panel (2)	4-16-4 Clear/Energy Std WE Grey W/Argon U= 1,12	Sash size (WxH)	1017 mm X 938 mm	Accessories		Jamb right	1 click vent, 40	Frame machining (external view)		Profile at cill	Cill attachment profile	Element weight	42 kg
Element size (WxH)	1521 mm X 938 mm																																																					
Frame depth	90 mm																																																					
Element depth	124 mm																																																					
Mullion/transom depth	66mm																																																					
Sash profile	Sash for 24mm glazing																																																					
Alu colour, sash externally	RAL 7040 gl. 30 Window Grey																																																					
Glazing bead	RAL 9010 Pure White																																																					
Wood colour, frame internally	RAL 9010 Pure White																																																					
Sash 1																																																						
Opening function	Sidehung window																																																					
Opening direction	Left opening																																																					
Glazing/panel (1)	4-16-4 Clear/Energy Std WE Grey W/Argon U= 1,12																																																					
Sash size (WxH)	496 mm X 938 mm																																																					
Operation	Handle																																																					
Accessories																																																						
	Restrictor with vent position																																																					
Left jamb	1 click vent, 40																																																					
Sash 2																																																						
Opening function	Fixed casement																																																					
Glazing/panel (2)	4-16-4 Clear/Energy Std WE Grey W/Argon U= 1,12																																																					
Sash size (WxH)	1017 mm X 938 mm																																																					
Accessories																																																						
Jamb right	1 click vent, 40																																																					
Frame machining (external view)																																																						
Profile at cill	Cill attachment profile																																																					
Element weight	42 kg																																																					

Order no.: 191450	Project name: 3 Hop Garden Cottages, TN147SX	Page 10 / 12
BED 2		
Pos 220	VELFAC 200i	1 PCS
	Element size (WxH) 1521 mm X 938 mm Frame depth 90 mm Element depth 124 mm Mullion/transom depth 66mm Sash profile Sash for 24mm glazing Alu colour, sash externally RAL 7040 gl. 30 Window Grey Glazing bead RAL 9010 Pure White Wood colour, frame internally RAL 9010 Pure White Sash 1 Opening function Fixed casement Glazing/panel (1) 4-16-4 Clear/Energy Std WE Grey W/Argon U= 1,12 Sash size (WxH) 1017 mm X 938 mm Accessories Left jamb 1 click vent, 40 Sash 2 Opening function Sidehung window Opening direction Right opening Glazing/panel (2) 4-16-4 Clear/Energy Std WE Grey W/Argon U= 1,12 Sash size (WxH) 496 mm X 938 mm Operation Handle with key lock Accessories Restrictor with vent position Jamb right 1 click vent, 40 Frame machining (external view) Profile at cill Cill attachment profile Element weight 42 kg	
Pos 230	540073C Lug 180 mm	140 PCS
Pos 240	510103 Key for espagnolette handle	8 PCS
Pos 250	PRESSINGSN Pressings	1 PCS
	Comment: PRESSED ALU CILLS MIN ORDER CHARGE £335 +VAT PRE ANODISED ANGLES £140 +VAT	
Pos 260	D91025 Windows delivered to ground	1 PCS

Order no.: 191450	Project name: 3 Hop Garden Cottages, TN147SX	Page 11 / 12
Pos 270	46020 Repair paint wood, RAL 9010	1 PCS
	Comment: Please note unable to supply external touch up paint 30% matt, to be supplied by others.	
Pos 280	47613 Instructions for repair lacquer and pai	1 PCS
Pos 290	51413 Dismounting tools	1 PCS
Pos 300	71722 Cover cap 14/19mm, white	100 PCS

Order no.: 191450	Project name: 3 Hop Garden Cottages, TN147SX	Page 12 / 12
----------------------	---	-----------------

DATASHEET, ENERGY CONDITIONS AND FSC

Pos.	Alt.	Reference	Qty	A	Uw	Ff	Gg	LTg	System	Ew	FSC®
20		WORKSHOP A, B	2	2.28	1.58	0.71	0.37	0.70	VELFAC 200i		•
30		WORKSHOP C	1	2.08	1.23	0.62	0.37	0.70	VELFAC Ribo alu 2		•
40		ORANGERY C	1	2.08	1.23	0.62	0.37	0.70	VELFAC Ribo alu 2		•
50		ORANGERY A, B	2	2.28	1.58	0.71	0.37	0.70	VELFAC 200i		•
90		MASTER BERDOOM	1	2.25	1.55	0.75	0.64	0.82	VELFAC 200i		•
100		EN-SUITE	1	0.54	1.64	0.71	0.64	0.82	VELFAC 200i		•
110		STUDY	1	2.20	1.48	0.79	0.64	0.82	VELFAC 200i		•
180		BATHROOM	1	0.98	1.67	0.68	0.64	0.82	VELFAC 200i		•
190		HALL	1	2.20	1.48	0.79	0.64	0.82	VELFAC 200i		•
200		L/ROOM	1	1.87	1.52	0.77	0.64	0.82	VELFAC 200i		•
210		BED 1	1	1.43	1.56	0.75	0.64	0.82	VELFAC 200i		•
220		BED 2	1	1.43	1.56	0.75	0.64	0.82	VELFAC 200i		•
Total / average:			14	21.62	1.49	0.72	0.54	0.78			

Empty fields can be due to values for chosen system does not exist or cannot be calculated. Window U-values calculated in accordance with EN ISO 10077-1 and EN ISO 10077-2. The given U-values are valid for elements without ventilation.

Energy Data

N/A: Values not available or cannot be calculated
Area: Area window/element
Uw: U-value of the element
Ff: Area glass/area window
gg: Share of solar energy reaching into the building
LTg: Light transmission. Share of sun light reaching into the building
System: Quoted window system
Class: N/A
EW: N/A

Variations in glass coatings between different suppliers can give marginal deviations in U-, g- and LT-values from the values detailed in the order confirmation.

FSC®

- The product is FSC® certified: FSC Mix 70%. FSC® NC-COC-012338.