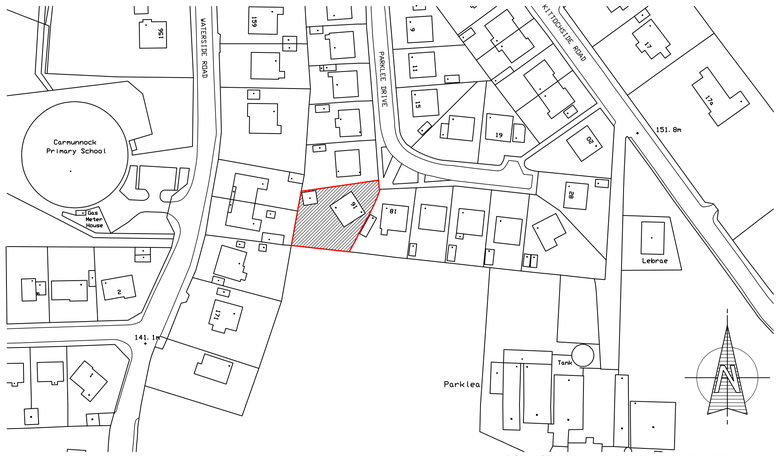

© Crown Copyright 2018. All rights reserved. Licence number 100020449

LOCATION PLAN 1:1250

EXISTING FRONT ELEVATION 1:100

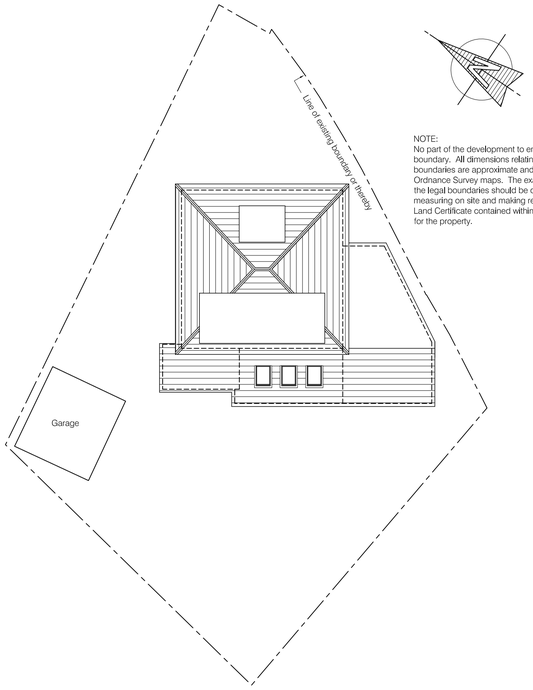

NOTE:
No part of the development to encroach on any boundary. All dimensions relating to boundaries are approximate and taken from Ordnance Survey maps. The exact location of the legal boundaries should be determined by measuring on site and making reference to the Land Certificate contained within the title deeds for the property.

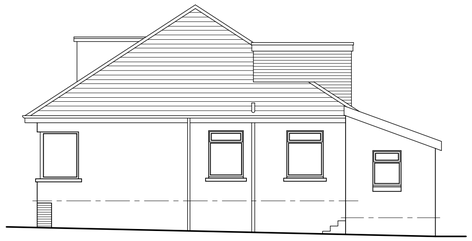

EXISTING SIDE ELEVATION 1:100

EXISTING REAR ELEVATION 1:100

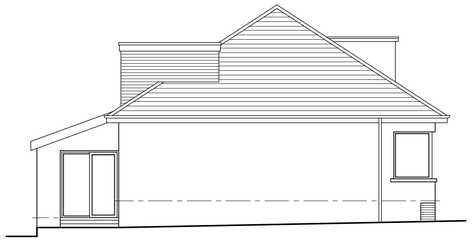

EXISTING SIDE ELEVATION 1:100

PROPOSED SITE PLAN 1:200

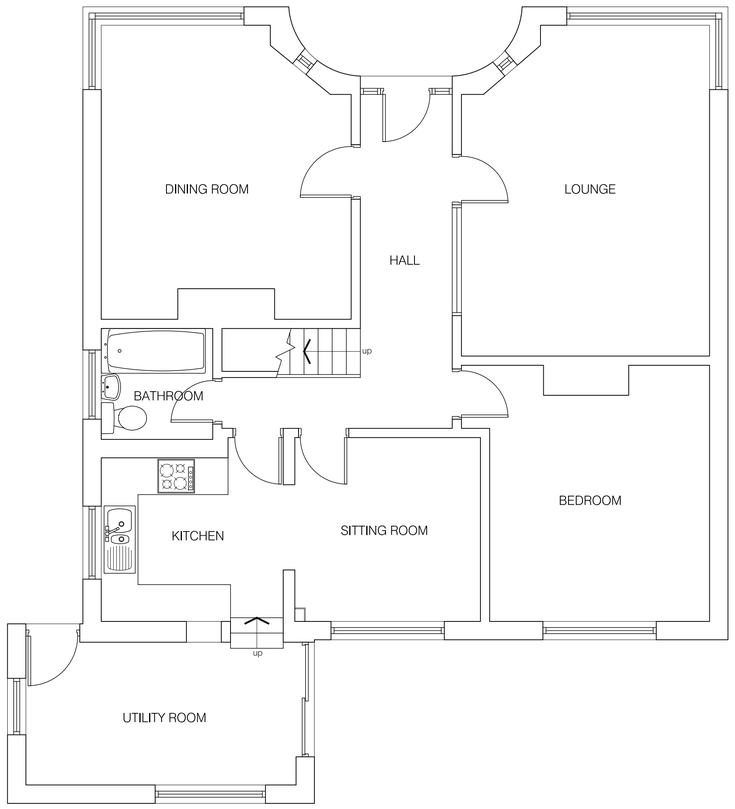

EXISTING GROUND FLOOR PLAN 1:50

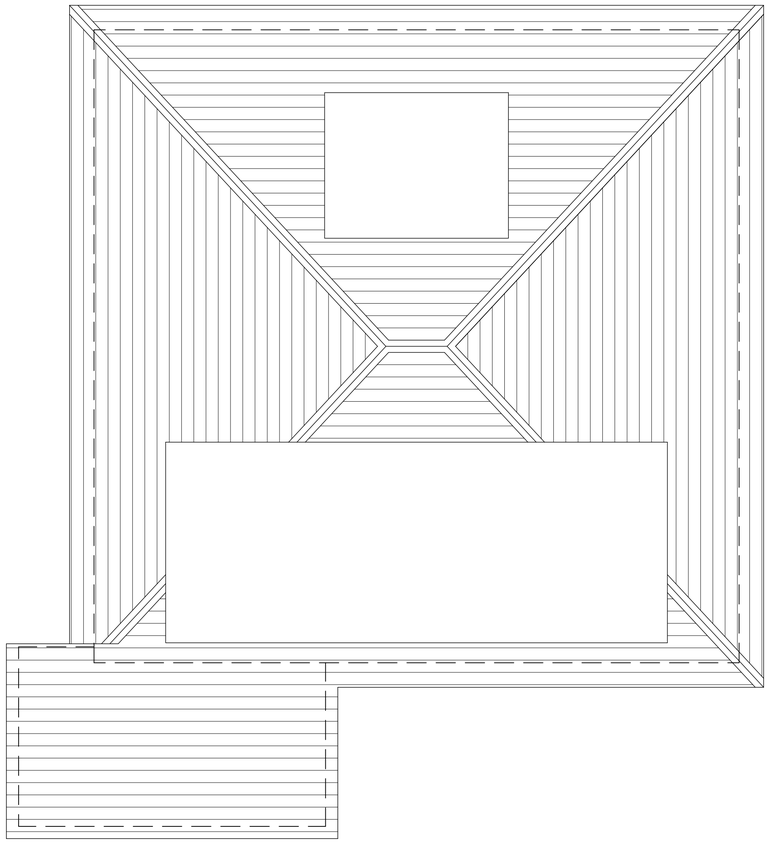

EXISTING ROOF PLAN 1:50

All drawings to be read in conjunction with relevant structural drawings, specifications etc. Contractor to notify Alcon Design of any discrepancies between drawings and/or specifications. All dimensions are in millimeters unless noted otherwise. Do not scale from this drawing, only figured dimensions are to be used. This drawing has been produced for the client and project as detailed below and is not intended for use by any other person or for any other reason. No unauthorised copying.

© 2018 Alcon Design.

Rev	Description	Date

NOTE:
TO BE READ IN CONJUNCTION WITH STRUCTURAL ENGINEERS DRAWINGS.

It is the responsibility of the contractor to notify building control within seven days of the date on which works will commence. He must also notify building control when any drain has been laid and is ready for inspection or test (unless this work is covered by a certificate of construction).

It is the responsibility of the applicant/owner or their contractor to advise the council when works have been completed in accordance with the approved plans and it is also the owners responsibility to submit a certificate of completion to that effect.

NOTE:
Position and quantity of electrical services (sockets, light fittings & switch gear etc.) indicated on this drawing is the minimum required by clause 4.6.4 of the Technical Standards. The exact location and specification of these items should be agreed between client and contractor prior to installation.

THIS IS A TRUE COPY OF THE PLAN REFERRED TO IN THE APPLICATION.

Dated . . . . . 7 March 2019 . . . . . .

Signature . . . . . Alistair Connell . . . . . .

ALCON DESIGN
Architectural Design & Technology
30 Ellisland • East Kilbride • Glasgow • G74 3SF
Tel: 01355 521124 Mob: 07791 062777
info@alcondesign.com www.alcondesign.com

BUILDING WARRANT

Client
Mr & Mrs Ramsay

Project Title
Proposed Alterations & Extension to House at
16 Parklee Drive, Carmunock
Glasgow, G76 9AS

Drawing Title
Existing Plans & Elevations
Proposed Site Plan
Location Plan

Scale	Date
As shown	10.08.18

Job No.	Drawing No.	Rev.
474	001	