Rev.	Date	By

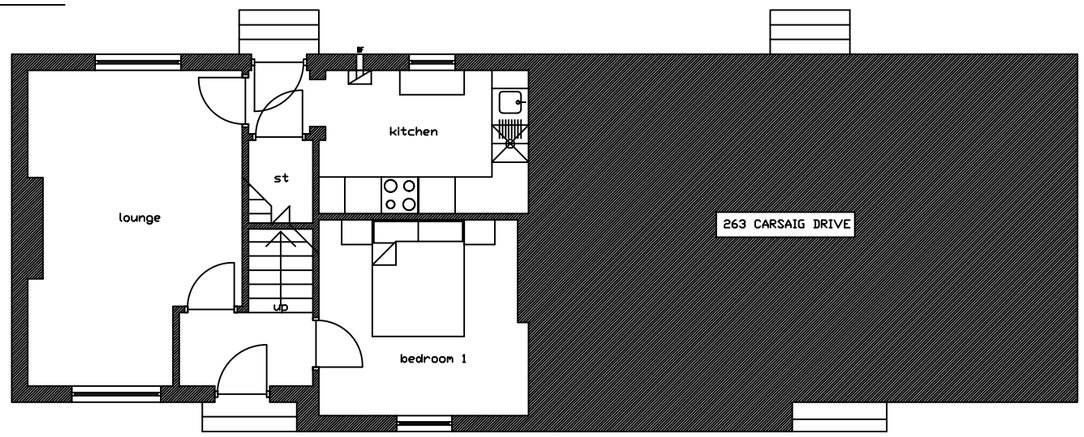

Existing Ground Floor Plan
1:100

Existing First Floor Plan
1:100

Existing Front Elevation
1:100

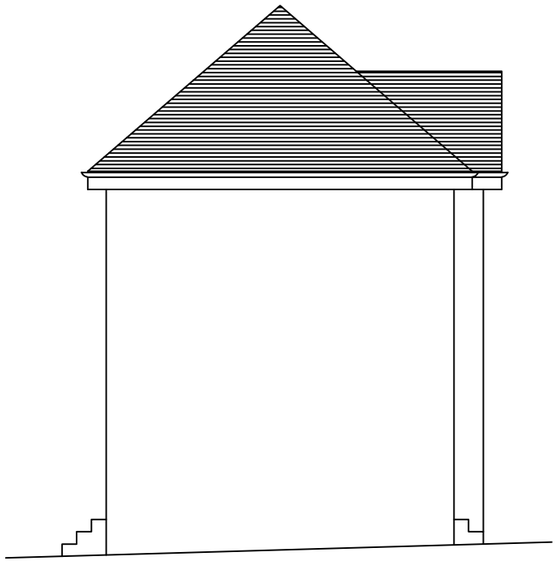

Existing Side Elevation
1:100

Do not scale sizes from drawing.

All dimensions & angles to be checked by Contractor prior to proceeding with site work. Any discrepencies noted to be reported to the Architect immediately.

Architectural external sizes are intended to be as far as practical brick co-ordinated.

Engineer is responsible for satisfying himself that sizes of structural work are compatible with Architects external dimensions & Engineers structural dimensions.

Kit manufacturer is responsible for ensuring that the kit supplied and erected is compatible with Architects external & internal dimensions Engineers structural dimensions and details.

Contractor is responsible for ensuring the building maintains minimum 50mm clear cavity & 12mm checks around all window/door jambs.

All works to be carried out in accordance with the Construction & Design Management Regulations (2015)

IF IN DOUBT ASK !

This is the Principal Plan / a true copy of the Principal Plan referred to in our application

dated....21.01.21

signed.....
for MACFARLANE DESIGN CONSULTANTS

Existing Rear Elevation
1:100

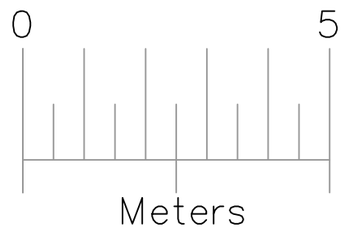

Client
Mr & Mrs McGinty
259 Carsaig Drive
Craigton

Project
Proposed Rear Extension

Drawing
Existing Floor Plans & Elevations

Scale	Date	Drawn By
1:100 @ A3	21.01.2021	G.King

Drawing No.	Rev.
MDC20/016-PP02	-