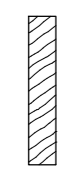


Notes:

- All dimensions are indicative and supplier will carry out survey to measure the existing doors.
- Damaged ironmongery to be replaced like for like.




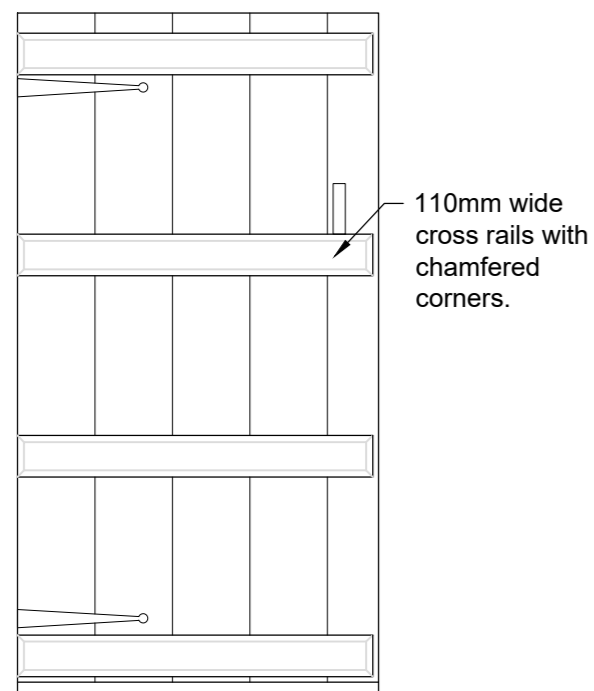
Timber Door to the Garden in Corridor on Ground Floor I.
(Showing external elevation)
(1:20)

Timber Door to the Garden in Corridor on Ground Floor II.
(Showing internal elevation)
(1:20)

Timber Door to the Garden in Corridor on Ground Floor III.
(Showing photo of door externally)
(DNS)

Timber Door to the Garden in Corridor on Ground Floor IV.
(Showing photo of door internally)
(DNS)

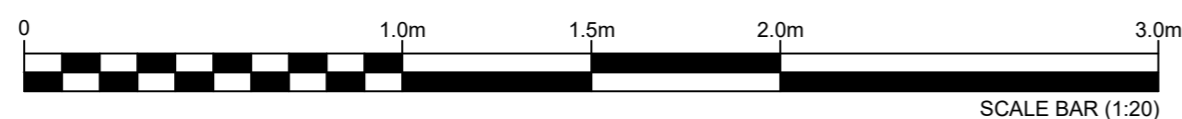
Skirting Board in Hall & Corridor on the Ground Floor.
(Showing section through profile)
(1:5)



Timber Door to the Basement on Ground Floor I.
(Showing elevation from the corridor)
(1:20)

Timber Door to the Basement on Ground Floor II.
(Showing elevation from the basement)
(1:20)

Timber Door to the Basement on Ground Floor III.
(Showing photo of door from the corridor)
(1:20)



Revision:	Date:	Description:
-	-	-

PGA
PHILIP GOACHER ASSOCIATES
 Consulting Civil and Structural Engineers
 Park House • 122A Newland Road • Worthing • West Sussex • BN11 1LB
 TEL: 01903 217723 • EMAIL: mail@pgoacher.co.uk
 www.pgoacher.co.uk

Scale(s): 1:20@A2
 Date: JAN'21
 Engineer: OR
 Checked: PJG

Mr G Pound
 Crouchers, Birdham Road, Chichester
 TIMBER DOORS & SKIRTING
 BOARD ON GF

Project No: 20308
 Drawing No: 008
 Revision: -