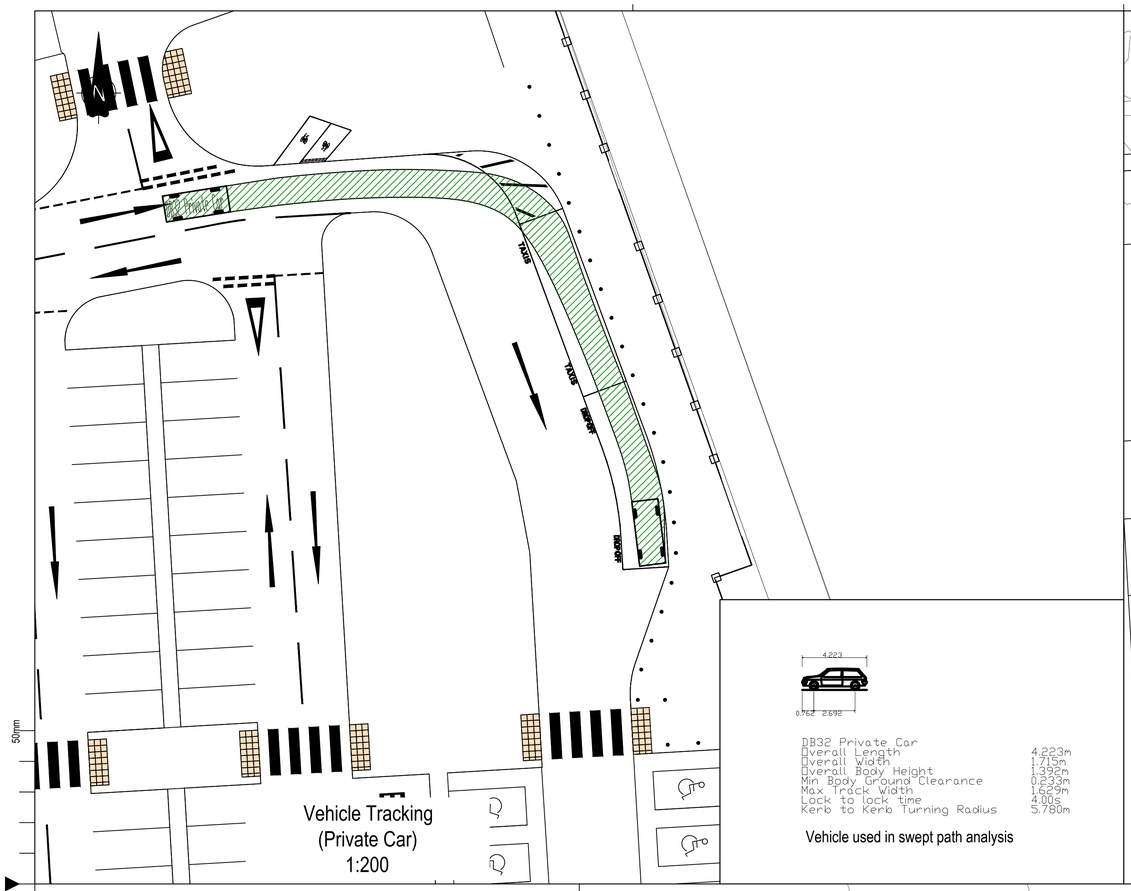

Vehicle Tracking
(Private Car)
1:200

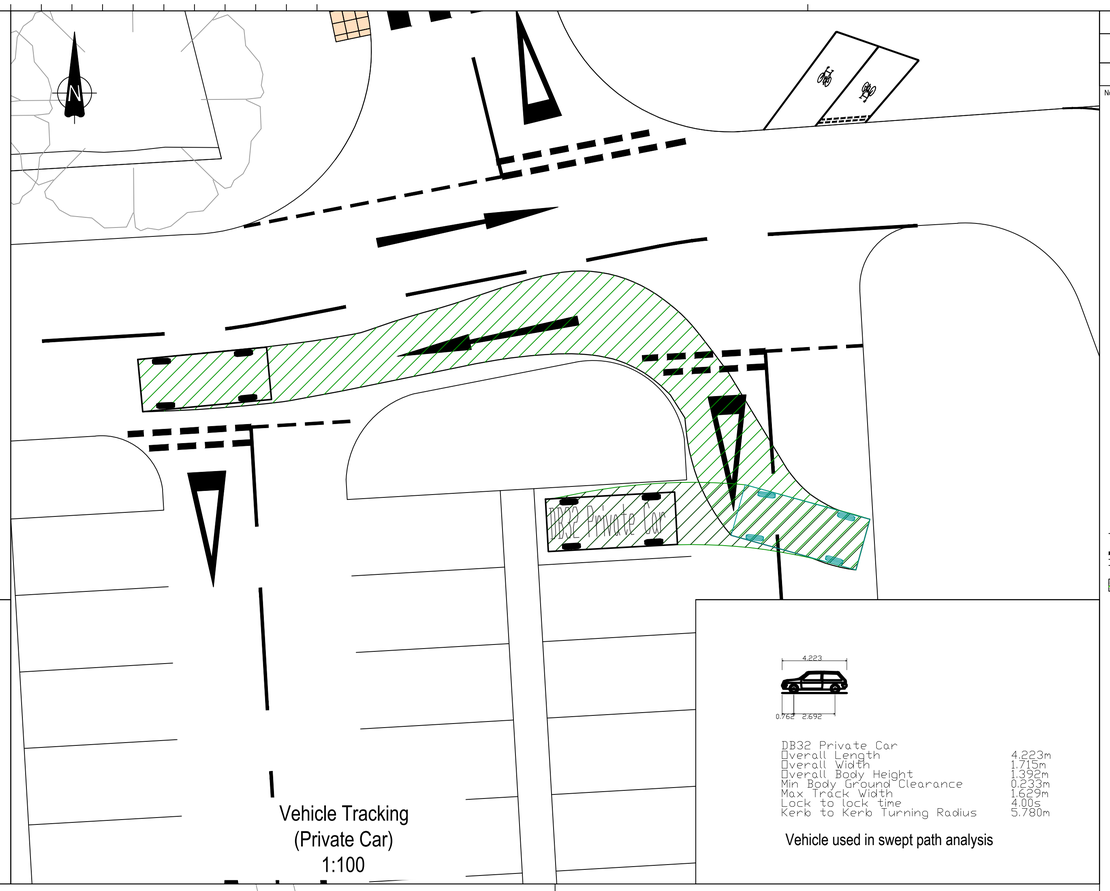

Vehicle Tracking
(Private Car)
1:100

DB32 Private Car

Overall Length	4.223m
Overall Width	1.715m
Overall Body Height	1.392m
Min Body Ground Clearance	0.233m
Max Track Width	1.629m
Lock to lock time	4.00s
Kerb to Kerb Turning Radius	5.780m

Vehicle used in swept path analysis

DB32 Private Car

Overall Length	4.223m
Overall Width	1.715m
Overall Body Height	1.392m
Min Body Ground Clearance	0.233m
Max Track Width	1.629m
Lock to lock time	4.00s
Kerb to Kerb Turning Radius	5.780m

Vehicle used in swept path analysis

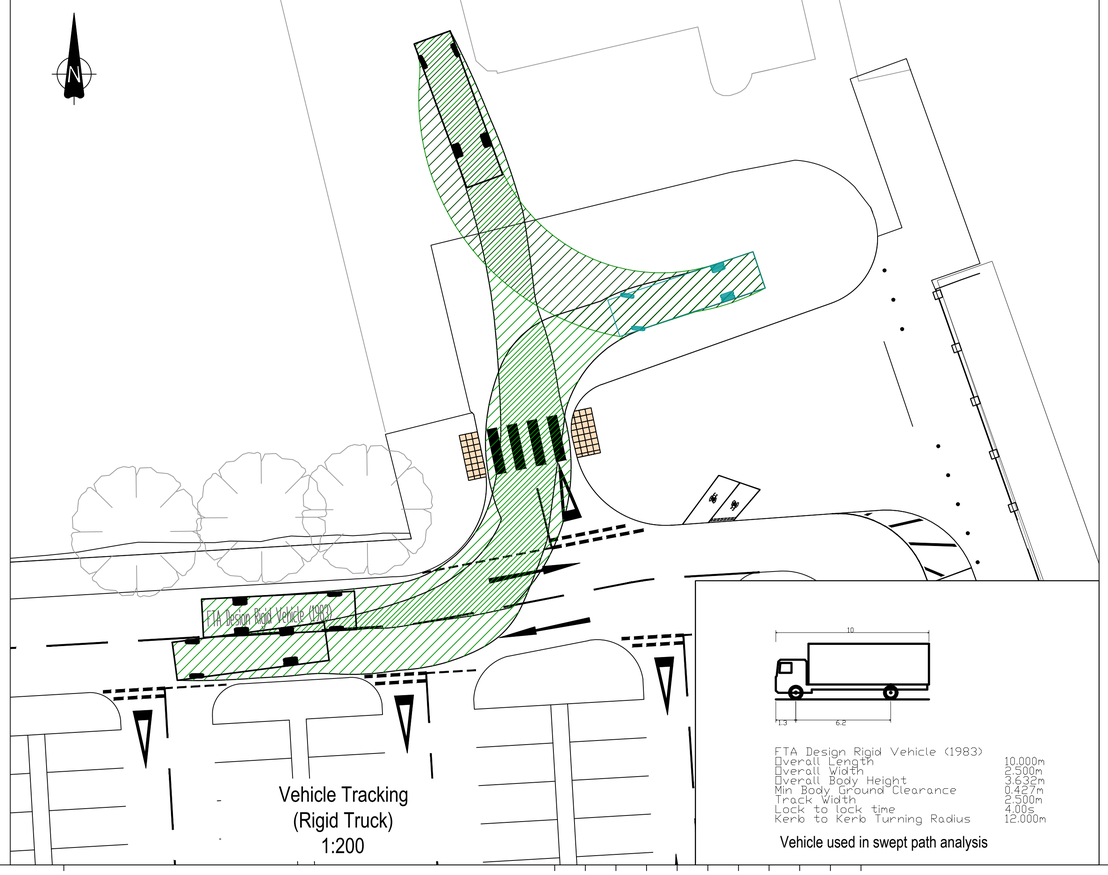

Vehicle Tracking
(Rigid Truck)
1:200

FTA Design Rigid Vehicle (1983)

Overall Length	10.000m
Overall Width	2.500m
Overall Body Height	3.532m
Min Body Ground Clearance	0.427m
Track Width	2.500m
Lock to lock time	4.00s
Kerb to Kerb Turning Radius	12.000m

Vehicle used in swept path analysis

SAFETY, HEALTH AND ENVIRONMENTAL INFORMATION BOX

IT IS ASSUMED THAT WORKS ON THIS DRAWING WILL BE CARRIED OUT BY A COMPETENT CONTRACTOR WORKING, WHERE APPROPRIATE, TO AN APPROPRIATE METHOD STATEMENT

THIS DRAWING IS TO BE USED ONLY FOR THE PURPOSE OF ISSUE THAT IT WAS ISSUED FOR AND IS SUBJECT TO AMENDMENT

Notes

1. REFER TO DRAWING 60601435-ACM-07-ZZ-DRG-EHW-070001 FOR CAR PARK GENERAL ARRANGEMENT
2. ALL DIMENSIONS ARE IN METERS UNLESS OTHERWISE STATED.

LEGEND

- PROPOSED WORKS
- PROPOSED ROAD MARKINGS
- VEHICLE TRACKING

Revision Details	By	Chkd	Appd	Checked Date	Suffix
Not Used	CH	DB	JOB	19/10/20	P01
Issued for Planning	LC	DB	NW	19/10/20	P02

Purpose of Issue: SUITABLE FOR INFORMATION

GRIP Stage: GRIP 4

Client: Northumberland County Council

Project Title: NORTHUMBERLAND LINE

Drawing Title: ASHINGTON VEHICLE TRACKING

Designed	Drawn	Checked	Approved	Date
W.Marshall	L.Carter	D.Barker	N.Webster	14/01/21
Signed	Signed	Signed	Signed	

Suitability	AECOM Internal Project No.	Engineering Manager
S2	60601435	Alasdair Bathie
Scale @ 594 x 841	Zone / ELR / Mileage	alasdair.bathie@aecom.com
NTS	--- - to	0141 354 5868

THIS DRAWING HAS BEEN PREPARED FOR THE USE OF AECOM'S CLIENT. IT MAY NOT BE USED, MODIFIED, REPRODUCED OR RELIED UPON BY THIRD PARTIES, EXCEPT AS AGREED BY AECOM OR AS REQUIRED BY LAW. AECOM ACCEPTS NO RESPONSIBILITY, AND DENIES ANY LIABILITY WHATSOEVER, TO ANY PARTY THAT USES OR RELIES ON THIS DRAWING WITHOUT AECOM'S EXPRESS WRITTEN CONSENT. DO NOT SCALE THIS DOCUMENT. ALL MEASUREMENTS MUST BE OBTAINED FROM THE STATED DIMENSIONS.

AECOM Infrastructure & Environment UK Limited
7th Floor, Aurora Building
120 Bothwell Street
7th Floor
Tel: +44-141-354-5600
Fax:
www.aecom.com

Drawing Number: 60601435-ACM-07-ZZ-DRG-EHW-070007

Rev: P02

Plot Date : $DATE$ $TIME$
Username: $USER$
File Name: $FILE$