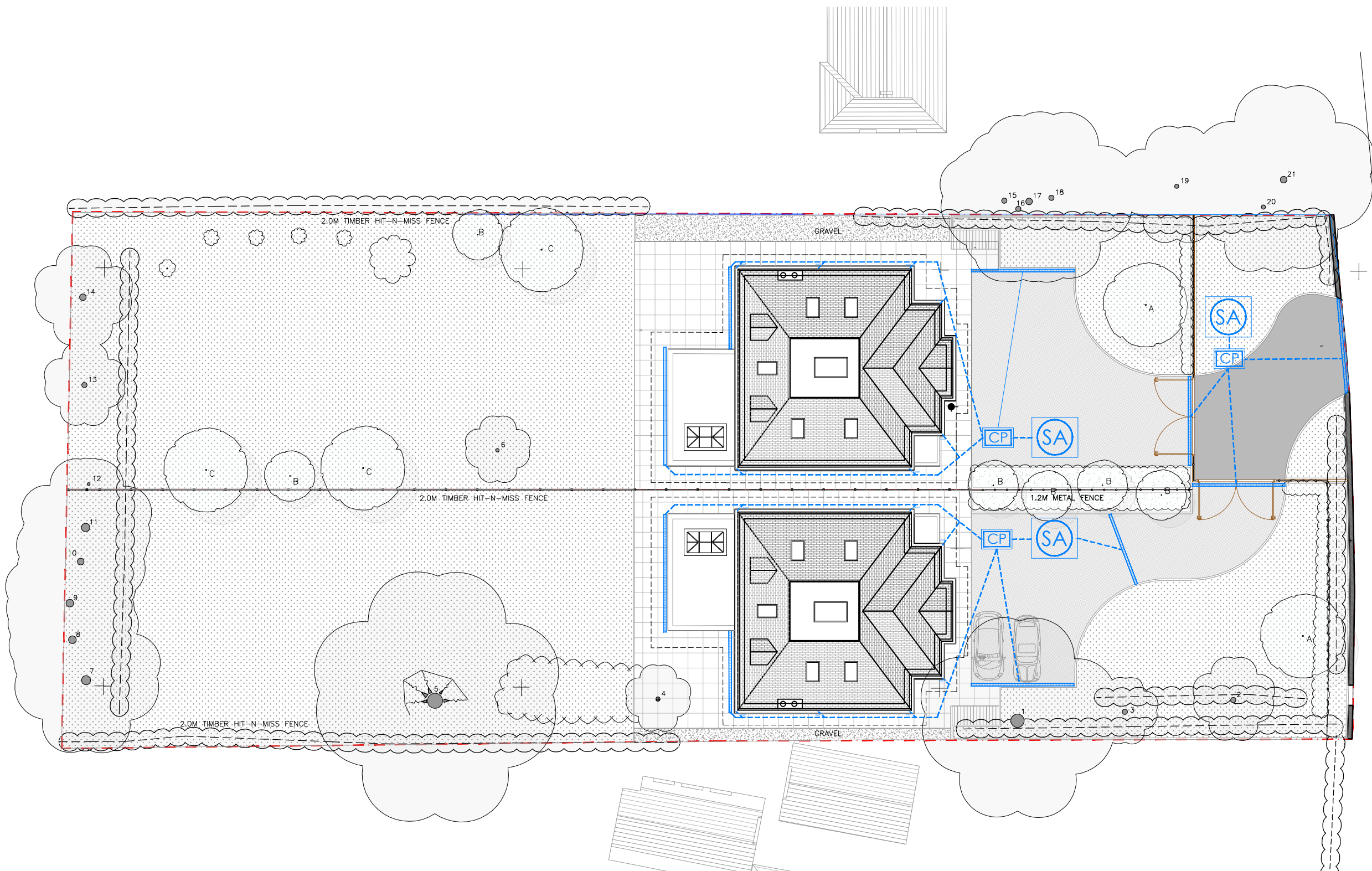







Do not scale off this drawing. All dimensions to be verified on-site prior to construction and any discrepancies to be reported.  
All dimensions in millimeters unless stated

Notes

1. This drawing is representative of design intent only and to be read in conjunction with other plans, elevations, details, schedules & ff&e specifications where applicable.
2. Refer to the architect's drawings for base building setout information. All substrate, fixing details to be as architects and structural engineers specifications.
3. All services shown ie. mechanical, electrical, lighting, fire, security, facade, catering and AV are indicative only. Please read in conjunction with the consultant drawings, details & specifications where applicable.
4. The contractor is to supply, for designers approval, shop drawings and setting out rods to fully illustrate methods of construction of all millwork, casegoods, cabinetry, joinery work and other specialist finishes and features. Contractor to supply samples for designers approval prior to manufacture.
5. Contractor to ensure that all works comply with relevant national and / or local authority statutory requirements and in accordance with local building control and codes of practice. Ensure appropriate certifications are provided where required.
6. In advance of construction the contractor must confirm that the interior fitout is achievable together with the installed services and built structure.
7. All dimensions are to finished face unless noted otherwise.
8. Minimum fixing zone has been indicated but may increase subject to construction details by others. Any effect on the design intent needs to be communicated with the Interior Designers for review and comment.



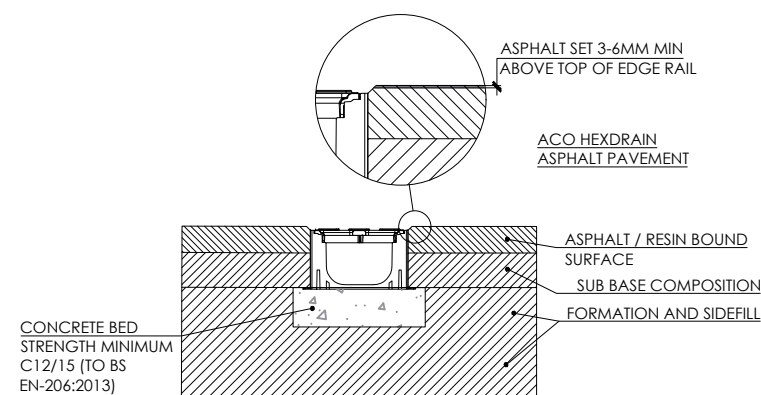
-  CHANNEL DRAIN
-  SOAKAWAY
-  CATCHPIT CHAMBER
-  PRIVATE SURFACE WATER DRAINAGE
-  PERMEABLE SURFACE

First Issue 12.02.2021

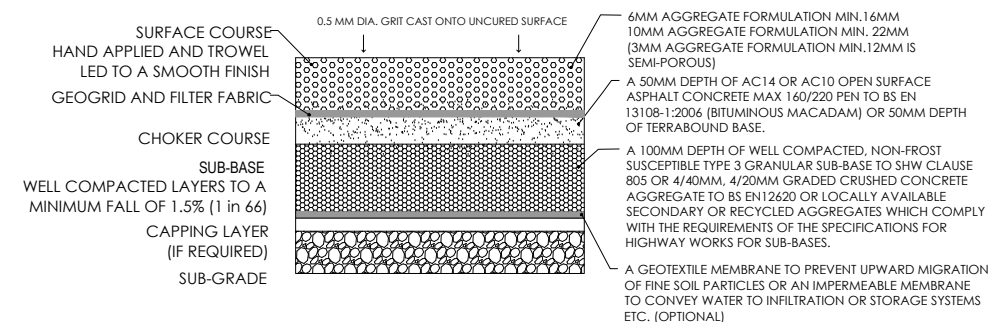
Client  
Mr Saher Khan  
Job No - Project  
R038 -Vivikt  
Chorleywood Road WD3 4EP

Drawing Title  
Surface Water Disposal  
and Parking

Drawing No C06 Rev - Scale @ A3 1:250



01 TYPICAL CHANNEL DRAIN  
Scale 1:NTS



02 TYPICAL PERMEABLE SURFACE  
Scale 1:NTS



**KOTAK**