



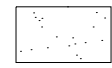




# Rickneys Cottage



-  GRASS
-  EXISTING BUILDINGS
-  PAVING
-  GRAVEL
-  SITE BOUNDARY
-  TREES



## PROPOSED PLANS: SITE PLANS

BUILDERS SHOULD WORK TO FIGURED DIMENSIONS ONLY AND NOT SCALE FROM THIS DRAWING. CHECK DIMENSIONS ON SITE BEFORE COMMENCING WORK. ANY DISCREPANCIES TO BE REPORTED. © RACHAEL LAWTEY DRAWING NOT TO BE COPIED OR REPRODUCED WITHOUT PRIOR CONSENT.

19033/02-4

SCALE: 1:100 @ A1, 1:200 @ A3

RICKNEY'S COTTAGE  
CHAPMORE END  
SG12 0HD

REVISIONS  
A

