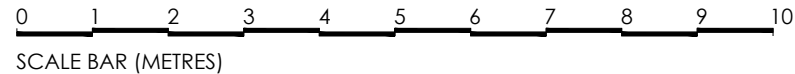
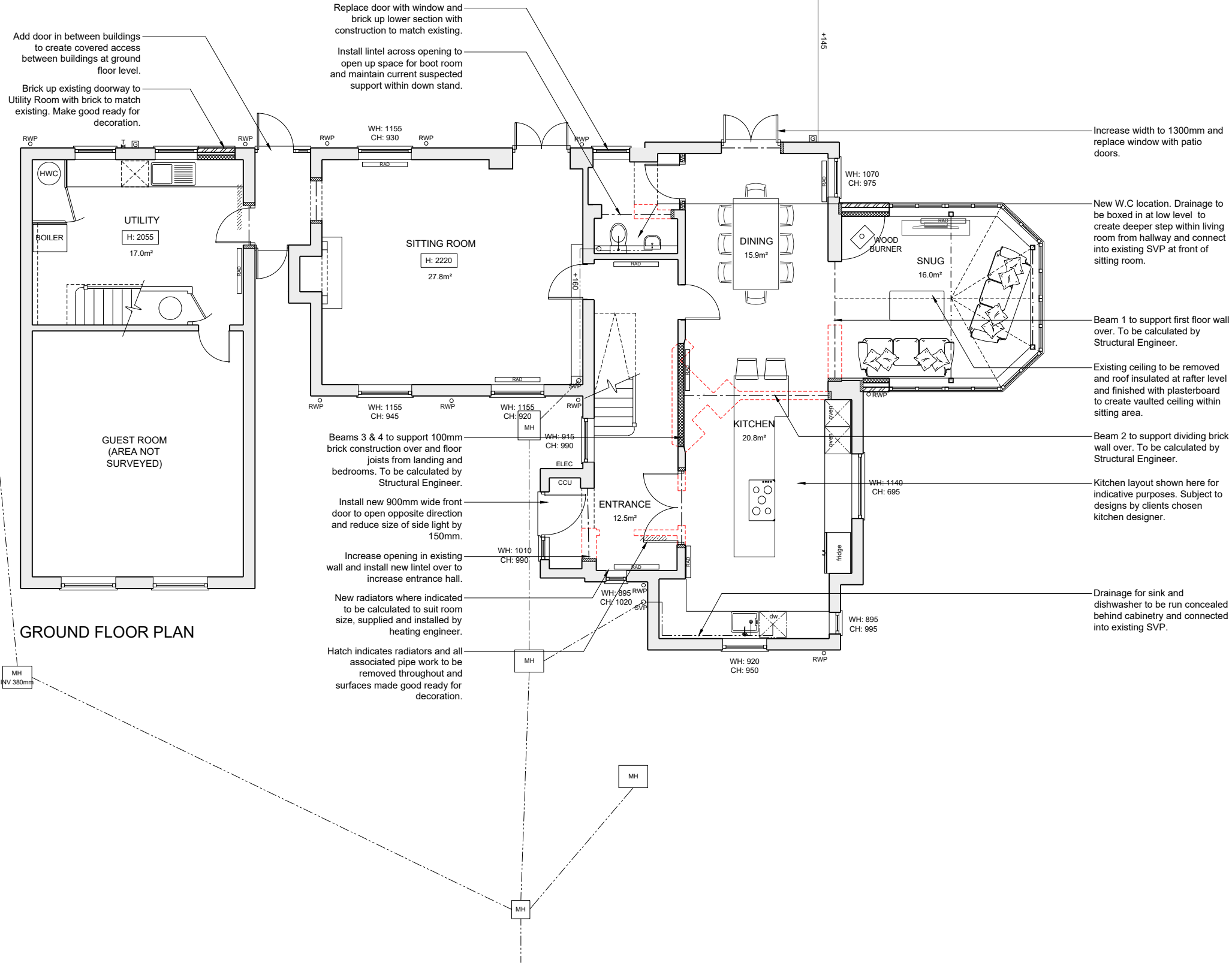
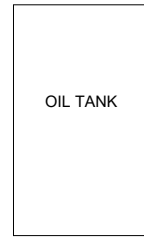


LEGEND

- Existing Structure
- Existing Stud walls
- New Brick Work
- New Block Work
- New Insulated Stud Wall
- Removed Wall
- Structure Over
- New Structural Support
- Radiator
- ELEC Electric Meter
- CCU Fuse Board
- GAS Gas Meter
- HWC Hot Water Cylinder
- OSVP Soil Vent Pipe
- ORWP Rainwater Down Pipe
- Gully
- MH Manhole
- Drainage pipes



PROPOSED PLANS: GROUND FLOOR PLAN

BUILDERS SHOULD WORK TO FIGURED DIMENSIONS ONLY AND NOT SCALE FROM THIS DRAWING. CHECK DIMENSIONS ON SITE BEFORE COMMENCING WORK. ANY DISCREPANCIES TO BE REPORTED. © RACHAEL LAWTEY DRAWING NOT TO BE COPIED OR REPRODUCED WITHOUT PRIOR CONSENT.

19033/02-1E

SCALE: 1:50 @ A1, 1:100 @ A3

RICKNEY'S COTTAGE
CHAPMORE END
SG12 0HD

- REVISIONS**
- A 07.05.19 Revised extension & made internal alterations.
 - B 10.05.19 Removed chimney stack, relocated wood burner & increased width of front door.
 - C 10.05.19 Adjusted window formation.
 - D 05.09.19 Revised scheme within existing boundaries.
 - E 12.09.19 Relocated W.C and amendments to kitchen layout.

RACHAEL@LAWTEYDESIGN.CO.UK | 01438 750446