




 Existing London Stock brick wall 1.1m (h) x 8.77m (L to side entrance door)

 Existing London Stock pier 0.8m (h to underside of pier cap) x 0.36m (w)

 Existing London stock Boundary wall 0.49m (h to underside of wall cap) x 0.23m (w) x 1.1m (L to proposed checkboard pathway)

 Existing pier cap 0.18m (h) 0.45m (w)

 Existing boundary wall cap 0.14m (h) 0.34m (w)

 Proposed slatted natural cedar timber fence 0.8m (h) x 4m(w)

Views showing existing front yard of no 29 towards no 31 Erlanger Road showing current gap where proposed boundary timber fence will be installed.



Example images of proposed style of the slatted natural cedar timber fence.

