The contractor will be held to have examined the site and checked all dimensions, levels and setting out prior to commencing construction work. No dimensions should be scaled from this drawing.

Rev: Date:

NOTE:
ALL SERVICES ETC/ OVERFLOWS/ HIGH LEVEL BT LINES TO BE DIVERTED AS REQUIRED

NOTE:
DIMS TO WINDOWS/ DOORS ON ELEVATIONS ARE FROM GROUND FFL TO MASONRY SIZES, TIMBER KIT SHOULD BE SIZED TO SUIT SETTLEMENT DIMENSIONS AS NOTED IN SPECIFICATION

IMPORTANT NOTE: WINDOWS AND DOORS MUST HAVE 1.3 W/MSQK U-VALUE OR LESS, ROOFLIGHT 1.0 W/MSQK OR LESS

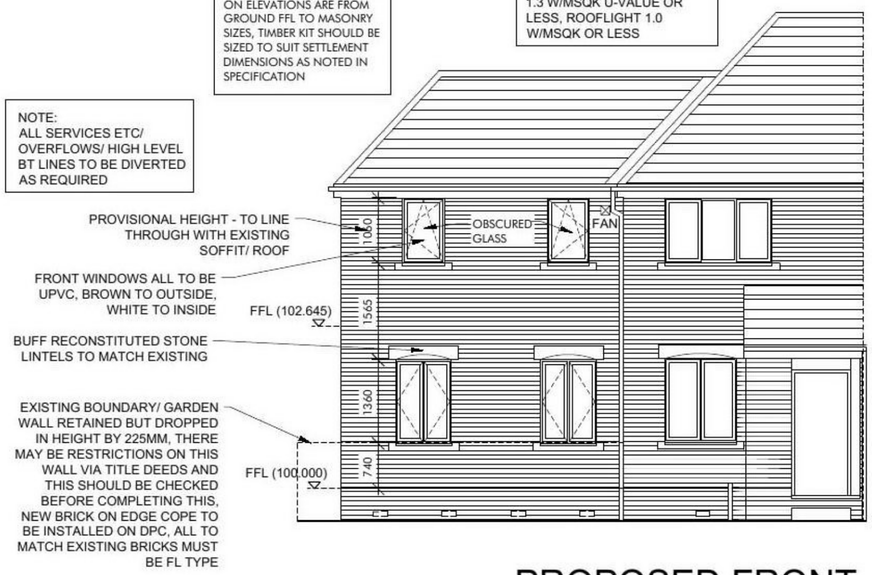

PROPOSED FRONT ELEVATION 1:100

PANE SIZES AS SHOWN ARE PREFERRED OPTION BUT SHOULD BE CHECKED BY MANUFACTURE IN TERMS OF MAXIMUM PANE/ DOOR SIZES.

NOTE: EXISTING AND NEW ROOFS MUST LINE THROUGH AFTER TIMBER FRAME SETTLEMENT, NO STEPS OR BUMPS WILL BE ACCEPTABLE

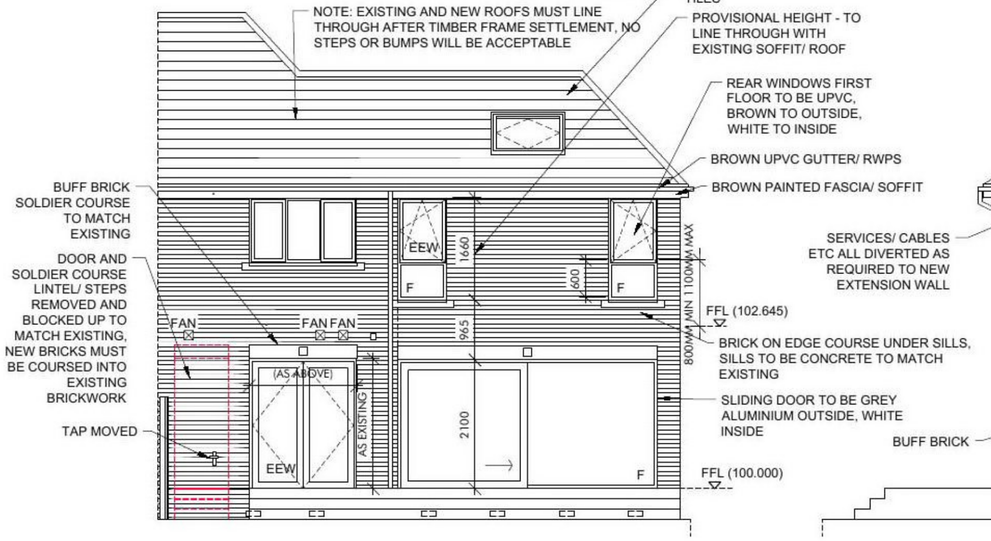

PROPOSED REAR ELEVATION 1:100

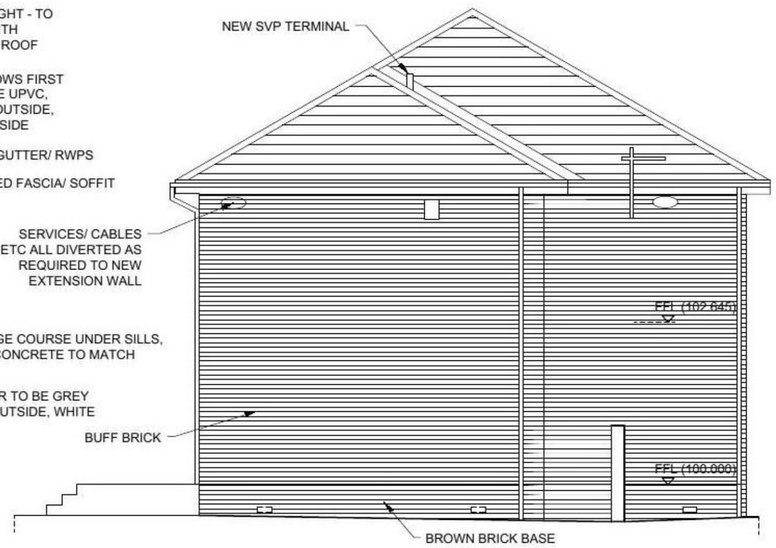

PROPOSED SIDE ELEVATION 1:100

1:100 1 0 1 2 3 4 5 Metres

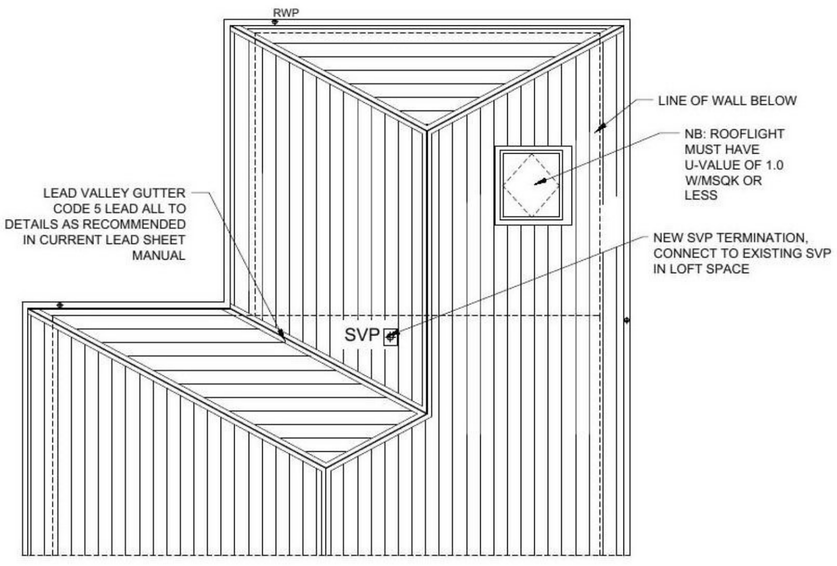

PROPOSED ROOF PLAN 1:100

1:100 1 0 1 2 3 4 5 Metres

A:B Studio
Chartered Architects Ltd
T [redacted]
www.ab-architects.co.uk
colin.thompson@ab-architects.co.uk
32 Langside Place, Glasgow, G41 3DL

CLIENT:
JAMIE HENRY & RAFAEL VENSON

PROJECT:
15 MAVISBANK GARDENS

DRAWING TITLE:
PROPOSED ELEVATIONS ROOFPLAN

DRAWING STATUS:
PLANNING/ WARRANT

DATE:	DRAWING NO:	SCALE:
18-01-21	20032/**06**	1:100@A3