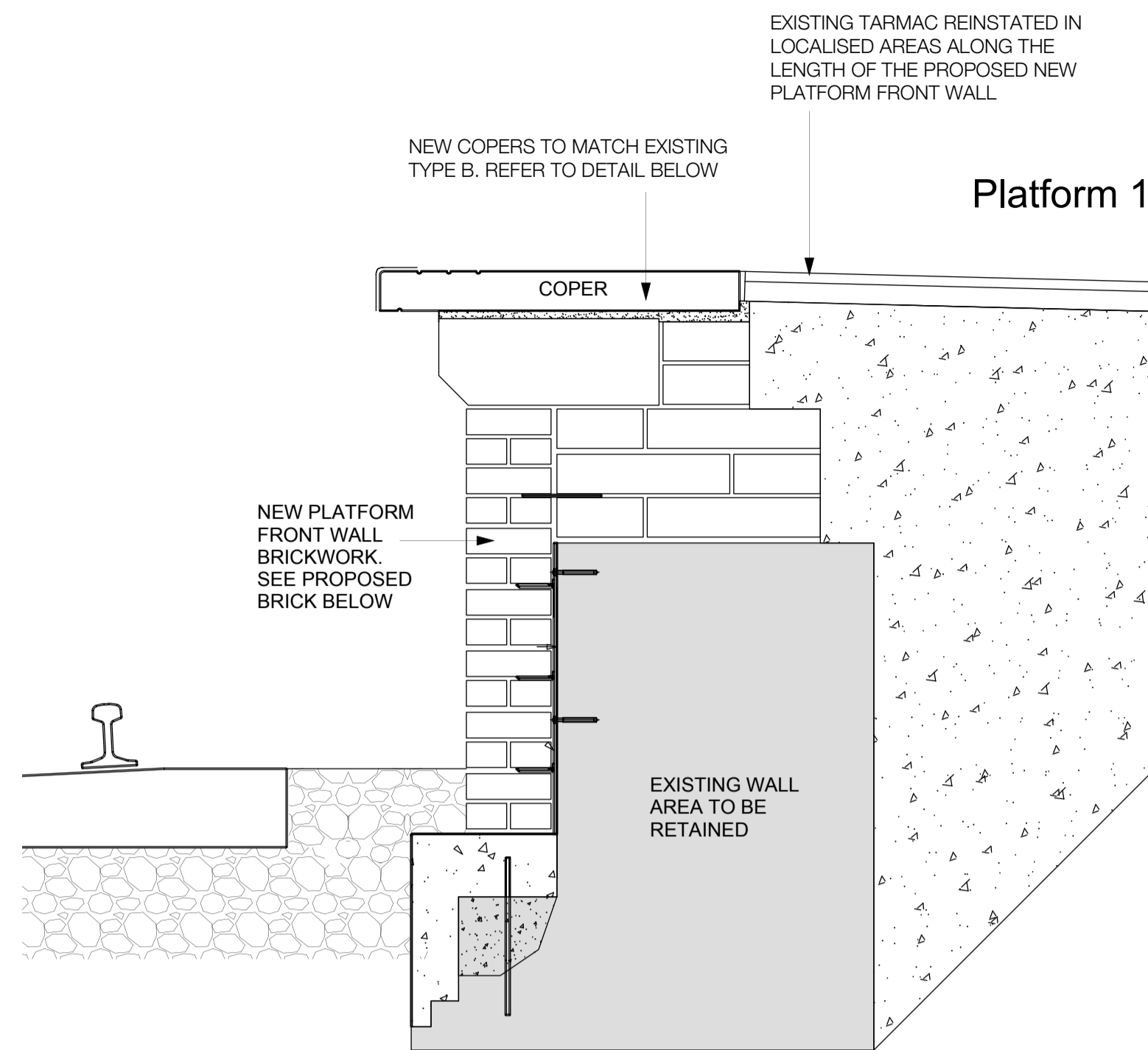



### Proposed Section A-A for Platform 1

Scale 1:10 @ A1 paper size



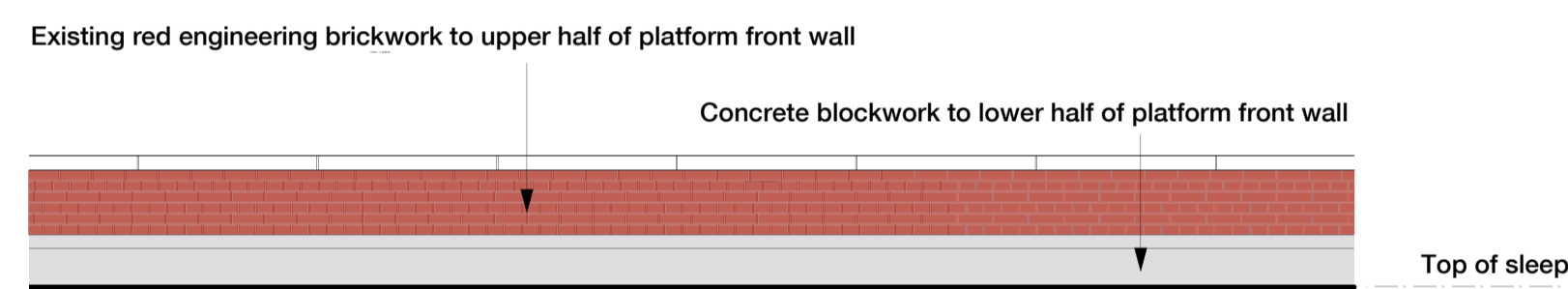
### Proposed Section B-B for Platform 1

Scale 1:10 @ A1 paper size



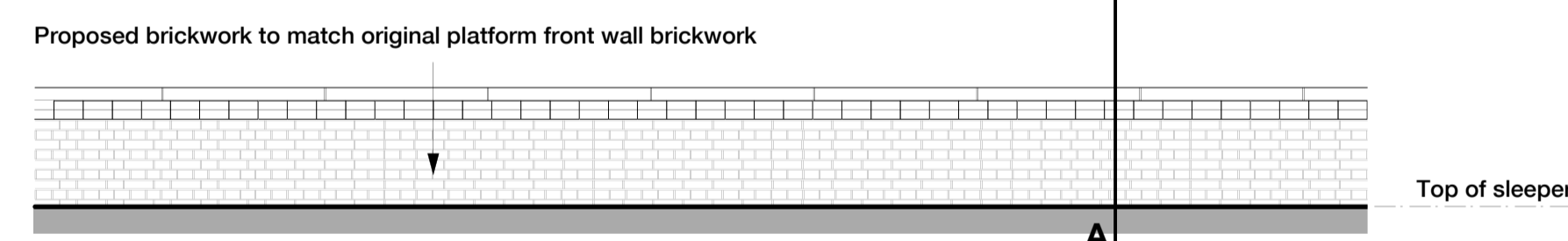
### View of existing front wall to Platform 1

Scale 1:50 @ A1 paper size



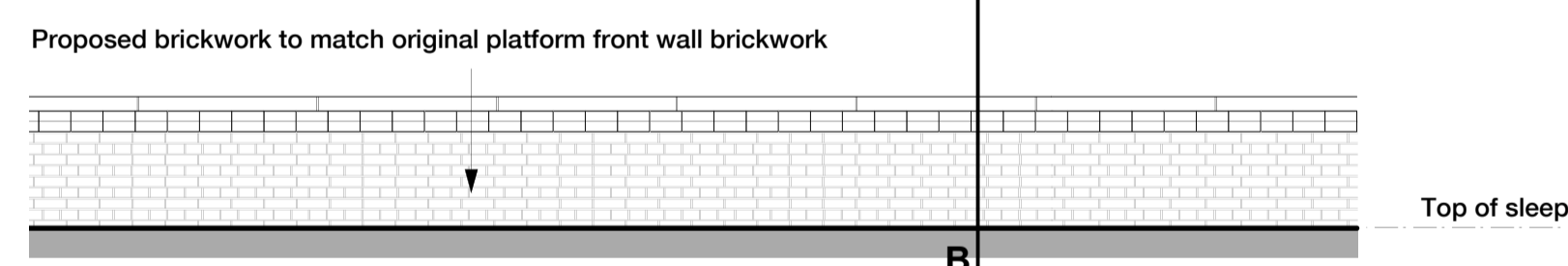
### View of existing front wall to Platform 1

Scale 1:50 @ A1 paper size




### View of proposed front wall to Platform 1

Scale 1:50 @ A1 paper size



### View of proposed front wall to Platform 1

Scale 1:50 @ A1 paper size




**Detail View of existing front wall to Platform 1**


Existing red engineering brickwork to top half of front wall

Proposed brickwork to match existing brickwork ( with English bond using snapped headers and the bedding mortar colour & pointing style ) for full height of front wall

Proposed brickwork Henley blend



**Proposed front wall brick**



**Proposed Type B coper detail**

Legend/Notes

Note

1. This drawing shall be read in conjunction with the following architectural design drawings:

IPS-OSL-IOW01-DRG-ARCH-0011



**Site location plan**

Rev	Date	Description of Revisions	Drawn	Chkd	Appr

Rev	Date	Description of Revisions	Drawn	Chkd	Appr

Issue for Comments

Submittal N/A



Contractor(s)



Project

South Western Railway Isle of Wight Line Upgrade

Shanklin Station Works

Drawing Title

**Proposed Platform wall works**

Platform Frontwall Works

Designed	EM	Signed	Designed by eSign	Date	30/01/2021
Drawn	EM	Signed	Drawn by eSign	Date	30/01/2021
Checked	CC	Signed	Checked by eSign	Date	30/01/2021
Approved	NA	Signed	Approved by eSign	Date	30/01/2021

Scale(s)

AS SHOWN

Alternative Reference

N/A

Drawing Number

IPS-OSL-IOW01-DRG-ARCH-0012

Sheet

1 of 1

Revision