

# Windows Schedule

**92A Langley Road  
Watford  
WD17 4PJ**






**25/01/21**



**Version 2**


## 1.0 Issue Record



Issue	Date	Description	Created by	Reviewed by
-	14/12/20	Initial issue	SM	OW
2	25/01/21	Version 2	OW	-
3	05/02/21	Version 3	OW	-




Reference	External Photo	Internal Photo	Description	Proposal
<b>Ground floor</b>				
W1			<p>Stippled glass, single glazed metal crittall casement set into a timber frame. Window stay and catch original, unlikely to operate. Single glazed.</p>	<p><u>Crittall casement</u></p> <p>Replace casement with timber casements to match profile of existing historic timber windows. New toughened glass to be installed. Existing timber frames to be repaired insitu prior to decoration. New heritage style ironmongery to be installed.</p>

<p><b>D1</b></p>			<p>Hardwood panelled door with single pane glazing at high level. Frosted central panel and stippled glass above with letterbox, brass doorknob, yale lock and high level handle along with magnetic catch.</p>	<p>Refurbish existing door, repair and re-stain.</p>
<p><b>W2</b></p>			<p>Stippled glass, single glazed metal crittall casement set into a timber frame. Window stay and catch original, unlikely to operate. Single glazed.</p>	<p><u>Crittall casement</u> Replace casement with timber casements to match profile of existing historic timber windows. New toughened glass to be installed. Existing timber frames to be repaired insitu prior to decoration. New heritage style ironmongery to be installed.</p>

<p><b>W3</b></p>			<p>Single glazed Georgian wired timber casement window with 2nr fixed lights to the left and right and a central opening casement with original ironmongery, stay and catch and locking mechanism. Georgian wired.</p>	<p><u>Timber Casement</u> Carefully remove existing glass. Install new toughened glass (4-6mm thickness). Existing timber casement to be retained, repaired with conservation repairs where possible. If casement rebate is too shallow or casement is unrepairable it will be replaced in timber to match existing profile in size and shape. Repair frame as required. New heritage style ironmongery to be installed.</p>
------------------	---	--	--	--

<p><b>W4</b></p>			<p>Timber casement with opening light top hung with a fixed lower casement with integral timber beading and Georgian wired glass. Original stay for top hung casement. Concrete windowsill. Georgian wired.</p>	<p><u>Timber Casement</u> Carefully remove existing glass. Install new toughened glass (4-6mm thickness). Existing timber casement to be retained, repaired with conservation repairs where possible. If casement rebate is too shallow or casement is unrepairable it will be replaced in timber to match existing profile in size and shape. Repair frame as required. New heritage style ironmongery to be installed.</p>
------------------	---	--	---	--

<p><b>W5</b></p>			<p>Timber casement with opening light top hung with a fixed lower casement with timber beading and Georgian wired glass. Original stay for top hung casement. Concrete windowsill.</p>	<p><u>Timber Casement</u> Carefully remove existing glass. Install new toughened glass (4-6mm thickness). Existing timber casement to be retained, repaired with conservation repairs where possible. If casement rebate is too shallow or casement is unrepairable it will be replaced in timber to match existing profile in size and shape. Repair frame as required. New heritage style ironmongery to be installed.</p>
------------------	---	--	--	--





<p><b>D5</b></p>			<p>Timber door with toughened upper and lower glazed panels.</p> <p>Timber side lights with toughened glazing. Complies with BS6206. Some decay noted in the middle transom.</p>	<p>Repair and redecorate</p>
<p><b>D13</b></p>			<p>Solid timber six panel door with keypad entry and yale lock and original handle. Generally good condition.</p>	<p>Repair and redecorate</p>









<p><b>W6</b></p>			<p>Timber single glazed casement window with original ironmongery. No locking mechanism with a concrete sill.</p>	<p><u>Timber Casement</u> Carefully remove existing glass. Install new toughened glass (4-6mm thickness). Existing timber casement to be retained, repaired with conservation repairs where possible. If casement rebate is too shallow or casement is unrepairable it will be replaced in timber to match existing profile in size and shape. Repair frame as required. New heritage style ironmongery to be installed.</p>
------------------	---	--	---	--





<p><b>W7</b></p>			<p>Timber single glazed casement window with original ironmongery. No locking mechanism with a concrete sill.</p>	<p><u>Timber Casement</u> Carefully remove existing glass. Install new toughened glass (4-6mm thickness). Existing timber casement to be retained, repaired with conservation repairs where possible. If casement rebate is too shallow or casement is unrepairable it will be replaced in timber to match existing profile in size and shape. Repair frame as required. New heritage style ironmongery to be installed.</p>
------------------	---	--	---	--

<p><b>D14</b></p>			<p>Timber louvred plant room door with several screw holes that require filling, stained finish and a concrete sill.</p>	<p>Repair and redecorate</p>
<p><b>W8</b></p>			<p>Timber casement window with opening top and bottom casements. Toughened glazed units with a frosted glass and a concrete sill. Frosted assumed toughened.</p>	<p>Decorate only</p>

<p><b>W9</b></p>			<p>Timber casement window with opening top and bottom casements. Toughened glazed units with a frosted glass and a concrete sill. Frosted assumed toughened.</p>	<p>Decorate only</p>
<p><b>W10</b></p>			<p>Timber glazed casement window with opening top light fixed to bottom light. Toughened glazed unit and a concrete sill. Frosted assumed toughened.</p>	<p>Decorate only</p>

<p><b>D18</b></p>			<p>Timber door with glazed top light and fixed panel at low level. Toughened glazed unit with timber frame and push bar on the inside. Frosted assumed toughened.</p>	<p>Repair and redecorate. Fire ironmongery to be checked for compliance.</p>
<p><b>W11</b></p>			<p>Timber casement window with opening top and bottom casements. Toughened glazed units with a frosted glass and a concrete sill.</p>	<p>Decorate only</p>



<p><b>D21</b></p>			<p>Double door set with glazed top and bottom lights and drip bar at low level along with fire escape ironmongery internally and toughened slimline glazed unit.</p>	<p>Repair and redecorate. Fire ironmongery to be checked for compliance.</p>
<p><b>W12</b></p>			<p>Timber casement window with opening top and bottom casements. Toughened glazed units with a frosted glass and a concrete sill.</p>	<p>Decorate only</p>

<p><b>W13</b></p>			<p>Timber casement window with opening top and bottom casements. Toughened glazed units with a frosted glass and a concrete sill.</p>	<p>Decorate only</p>
<p><b>W14</b></p>			<p>Timber casement window with opening top and bottom casements. Toughened glazed units with a frosted glass and a concrete sill.</p>	<p>Decorate only</p>

<p><b>W15</b></p>			<p>Timber casement window with opening top and bottom casements. Toughened glazed units with a frosted glass and a concrete sill.</p>	<p>Decorate only</p>
<p><b>W16</b></p>			<p>Timber casement window with opening top and bottom casements. Toughened glazed units with a frosted glass and a concrete sill.</p>	<p>Decorate only</p>



<p>17</p>			<p>Casement timber window with toughened glazed units along with a timber panelled low level section. Opening casements to the left and right with a fixed casement centrally. Paint peeling. Original brass ironmongery with security bars internally preventing opening.</p>	<p>Decorate only</p>
-----------	---	--	--	----------------------

<p><b>W18, W19, W20</b></p>			<p>Large ground floor bay to the rear of the property. Metal crittall casement windows at low level. Opening low level casements to the right and left of the bay with 2nr fixed casements centrally and to the angled sections. Leaded metal crittall casements at high level with a single opening casement centrally. All with original ironmongery. Casements set within a concrete frame which requires repair following fixing of hoarding along with a concrete sill. Timber frame internally. Single glazed.</p>	<p><u>Crittall casement</u></p> <p>Replace casements with timber casements to match profile of existing historic timber windows. New toughened glass to be installed. Existing timber and concrete frames to be repaired insitu prior to decoration. New heritage style ironmongery to be installed.</p> <p>Top casements to have leaded toughened glazed lights to match existing.</p>
---------------------------------	---	--	--	---

<p><b>W21 – W28</b></p>			<p>UPVC conservatory double glazed units with a number of blown and broken window and roof lights. Double glazed units assumed not toughened.</p>	<p>Replace all failed and broken double glazed units. Clean roof</p>
<p><b>29 – 31</b></p>			<p>Large ground floor level bay to the rear of the property. Metal crittall casement windows at low level. Opening low level casements to the right and left of the bay with 2nr fixed casements centrally and to the angled sections. Leaded metal crittall casements at high level with a single opening casement centrally. All with original ironmongery. Walls set within a concrete frame which requires repair following fixing of hoarding along with a concrete sill. Timber frame internally. 1nr broken glazed unit. Single glazed, not toughened.</p>	<p><u>Crittall casement</u></p> <p>Replace casements with timber casements to match profile of existing historic timber windows. New toughened glass to be installed. Existing timber and concrete frames to be repaired insitu prior to decoration. New heritage style ironmongery to be installed.</p> <p>Top casements to have leaded toughened glazed lights to match existing.</p>



**W32, W33  
& D34**





Timber glazed windows with Georgian wired glazing on the side lights which is window 32 and window 33. All set within a concrete bay frame. Twist handle to open internally with locking catches at low and high level along with magnetic catch strips. No opening lights. Window 32 & 33 is Georgian Wired. Door 34 is toughened.

Timber Casement  
Carefully remove existing Georgian wired side casement glass. Install new toughened glass (4-6mm thickness). Existing timber casement to be retained, repaired with conservation repairs where possible. If casement rebate is too shallow or casement is unrepairable it will be replaced in timber to match existing profile in size and shape. Repair frame as required. New heritage style ironmongery to be installed. Fire escape ironmongery to be checked.  
  
Toughened door glass to be retained.


<p><b>W34</b></p>			<p>Timber single glazed Georgian wired window set into a concrete frame with a concrete sill. All fixed casements. Georgian wired.</p>	<p><u>Timber Casement</u> Carefully remove existing glass. Install new toughened glass (4-6mm thickness). Existing timber casement to be retained, repaired with conservation repairs where possible. If casement rebate is too shallow or casement is unrepairable it will be replaced in timber to match existing profile in size and shape. Repair frame as required. New heritage style ironmongery to be installed.</p>
-------------------	---	--	--	--


<p><b>W35</b></p>	 <p>21/01/2021 11:53</p>	 <p>21/01/2021 11:55</p>	<p>Timber casement windows with opening right casement and fixed casements to the left at low level. 1nr openable casement at high level. Single glazed with a concrete sill. Original ironmongery. Single pane of glass broken. Single glazed.</p>	<p><u>Timber Casement</u> Carefully remove existing glass. Install new toughened glass (4-6mm thickness). Existing timber casement to be retained, repaired with conservation repairs where possible. If casement rebate is too shallow or casement is unrepairable it will be replaced in timber to match existing profile in size and shape. Repair frame as required. New heritage style ironmongery to be installed.</p>
-------------------	---	--	---	--


<p><b>D37</b></p>			<p>Solid timber panel door, painted, generally in good condition with single yale lock. Push button internally.</p>	<p>Repair and redecorate</p>
-------------------	---	--	---	------------------------------

<p><b>W36</b></p>			<p>Timber casement windows with opening right casement and fixed casements to the left at low level. 1nr openable casement at high level. Single glazed with a concrete sill. Original ironmongery. Single glazed.</p>	<p><u>Timber Casement</u> Carefully remove existing glass. Install new toughened glass (4-6mm thickness). Existing timber casement to be retained, repaired with conservation repairs where possible. If casement rebate is too shallow or casement is unrepairable it will be replaced in timber to match existing profile in size and shape. Repair frame as required. New heritage style ironmongery to be installed.</p>
-------------------	---	--	--	--



<p><b>W37</b></p>		<p><b>No internal photo</b></p>	<p>Single glazed.</p>	<p><u>Timber Casement</u> Carefully remove existing glass. Install new toughened glass (4-6mm thickness). Existing timber casement to be retained, repaired with conservation repairs where possible. If casement rebate is too shallow or casement is unrepairable it will be replaced in timber to match existing profile in size and shape. Repair frame as required. New heritage style ironmongery to be installed.</p>
-------------------	---	---------------------------------	-----------------------	--

<p><b>W38</b></p>		<p><b>No internal photo</b></p>	<p>Timber casement windows with opening right casement and fixed casements to the left at low level. 1nr openable casement at high level. Single glazed with a concrete sill. Original ironmongery. Single glazed.</p>	<p><u>Timber Casement</u> Carefully remove existing glass. Install new toughened glass (4-6mm thickness). Existing timber casement to be retained, repaired with conservation repairs where possible. If casement rebate is too shallow or casement is unrepairable it will be replaced in timber to match existing profile in size and shape. Repair frame as required. New heritage style ironmongery to be installed.</p>
-------------------	---	---------------------------------	--	--





<p><b>W39</b></p>			<p>Metal crittall casement window set into a timber frame with 1nr opening light at low level and metal crittall casements at high level with leaded lights. All original ironmongery. 1nr casement has secondary glazing internally at low level. 1nr glazed unit has been replaced with toughened glass, the other is single glazed.</p>	<p><u>Crittall casement</u></p> <p>Replace casements with timber casements to match profile of existing historic timber windows. New toughened glass to be installed. Existing timber and concrete frames to be repaired insitu prior to decoration. New heritage style ironmongery to be installed.</p> <p>Top casements to have leaded toughened glazed lights to match existing.</p>
-------------------	---	--	--	---

First Floor				
<p><b>W1</b></p>			<p>Stained glass window above front entrance. Timber fixed casement windows with 1nr openable window at low level centrally. Set within a timber frame. Original ironmongery.</p>	<p>Refurbish and repair stained glass with specialist contractor. Secondary glazing internally?</p>
<p><b>W2</b></p>			<p>Stippled glass, single glazed window with original ironmongery at top of the stairs.</p>	<p><u>Timber Casement</u> Existing timber casement to be replaced in timber to match existing profile in size and shape. New slimline double-glazed unit to be installed. Repair timber frame as required. New heritage style ironmongery to be installed.</p>







<p><b>W3</b></p>			<p>Single glazed timber casement window with patterned frosted glass for WC. Original ironmongery.</p>	<p>As above</p>
<p><b>W4</b></p>			<p>Single glazed timber window with original ironmongery - landing between WCs.</p>	<p>As above</p>

<p><b>W5</b></p>			<p>Single glazed timber casement window with stippled glass for WC.</p>	<p>As above</p>
<p><b>W6</b></p>			<p>Single glazed timber window with 2nr opening casements. Original ironmongery (kitchen window).</p>	<p>As above</p>


<p><b>W7</b></p>		<p><b>No internal photo</b></p>	<p>4nr casements timber single glazed windows at rear. Broken panes of glass.</p>	<p>As above</p>
<p><b>W8</b></p>		<p><b>No internal photo</b></p>	<p>Single casement single glazed window. Opening casement. Broken panes of glass.</p>	<p>As above</p>
<p><b>W9</b></p>		<p><b>No internal photo</b></p>	<p>Single glazed casement window. Broken panes of glass.</p>	<p>As above</p>

<p><b>W10</b></p>			<p>Large bay window at the rear which is a timber casement single glazed window with opening lights at the side and fixed casements. Windowsill is decayed along with casements where repairs are required.</p>	<p>As above</p>
<p><b>W11</b></p>			<p>Window above the conservatory. Again, single glazed window with opening lights on the side and fixed casements. Appears that a film may have been applied to this window, but this cannot be confirmed. Sill again looks decayed.</p>	<p>As above</p>



<p><b>W12</b></p>			<p>Above the next bay at the rear. Timber casement window single glazed with opening lights at either side and fixed casements in between.</p>	<p>As above</p>
<p><b>W13</b></p>			<p>Single glazed timber casement window with Georgian wired glass.</p>	<p>As above</p>
<p><b>W14</b></p>			<p>Single glazed casement window.</p>	<p>As above</p>

<p><b>W15</b></p>		<p><b>No internal photo as boarded up.</b></p>	<p>Timber casement window with 3nr casements, two side opening lights and one fixed central one.</p>	<p>As above</p>
<p><b>W16</b></p>			<p>Timber single glazed windows openable, with central bar.</p>	<p>As above</p>
<p><b>W17</b></p>			<p>Timber single glazed windows openable, with central bar.</p>	<p>As above</p>

Second Floor				
<p><b>W1</b></p>			<p>Rear dormer window which is a double glazed UPVC window.</p>	<p><b>Retain as existing</b></p>
<p><b>W2</b></p>			<p>Double glazed UPVC window to the right-side elevation as looking from the front.</p>	<p><b>Retain as existing</b></p>

<b>W3</b>	 A photograph showing the exterior of a white UPVC window set into a red brick wall. The window is partially covered by a dark roof overhang. A timestamp '21/01/2021 12:36' is visible in the bottom right corner of the image.	 A photograph showing the interior of a white UPVC window. The window is set into a white wall and looks out onto a view of green trees. A timestamp '21/01/2021 12:37' is visible in the bottom right corner of the image.	<p>Double glazed UPVC windows to the right-side elevation as looking from the front.</p>	<p><b>Retain as existing.</b></p>
-----------	---	---	--	-----------------------------------