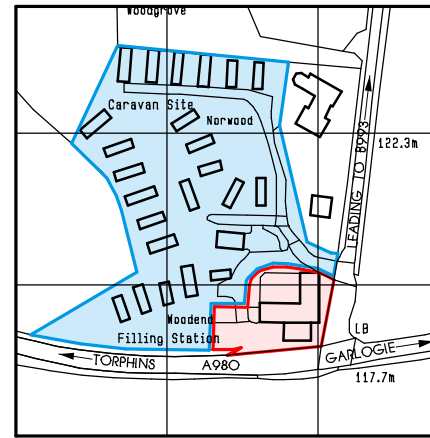


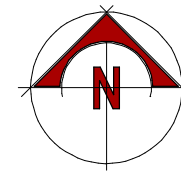


SITE LAYOUT PLAN.

SCALE:1:200



SITE LOCATION PLAN.
SCALE:1:2500



Note:
The copyright relating to this drawing remains the property of Allardyce Design Limited and must not be reproduced without the written consent of same.


General Notes:
All information is to be checked on site prior to the commencement of any work and the ordering or fabrication of any components.

Any variation or decision required is to be referred back to this office for further consideration and the issuing of revised instructions.

This drawing is to be read in conjunction with all other information produced for this development including all information produced by the project Engineer.

Do not scale from drawings. Where possible, large scale drawings take precedent over smaller scale drawings. If in doubt, please contact this office.


DATE	NO	REVISION	COMMENT



Allardyce Design
Chartered Architectural Technologists

Registered Office:
15 Golden Square, Aberdeen,
AB10 1WF.

Tel: 0763787302
Email: info@allardycedesign.co.uk
Website: allardycedesign.co.uk



Chartered Institute of
Architectural Technologists
Registered Practice

Project
**PROPOSED INTERNAL & EXTERNAL ALTERATIONS
AT CAMPFIELD FILLING STATION, GLASSEL,
TORPHINS, ABERDEENSHIRE.**

Drwg
SITE LAYOUT & LOCATION PLANS

Scale	Date	Drwg No.	Rev.
1:2500	MAR.2021	AD.070/101	
1:200			