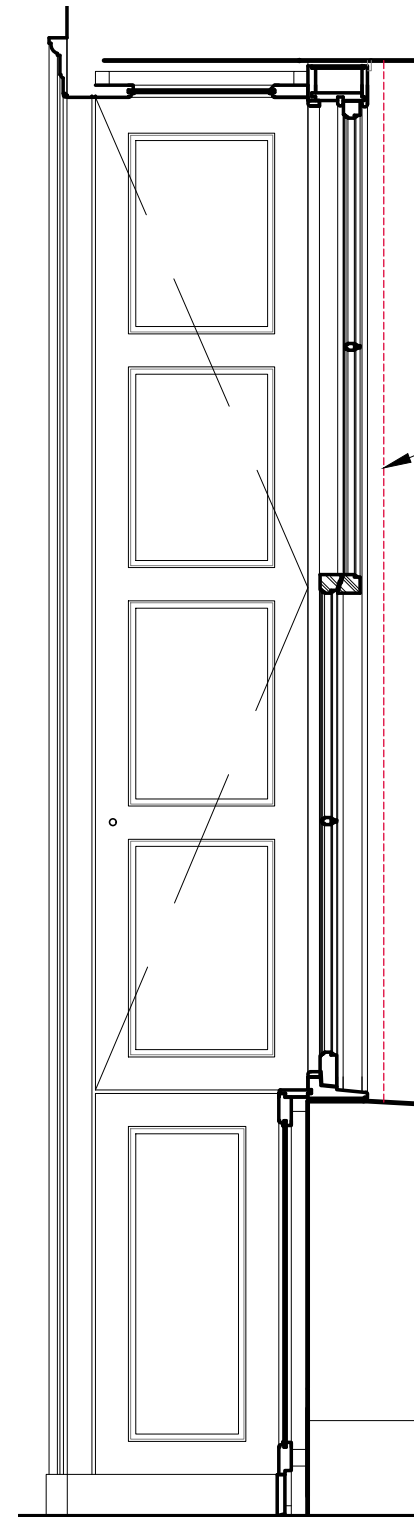


INTERNAL WINDOW ELEVATIONS scale 1:20



SHUTTER AND INGO LININGS scale 1:20

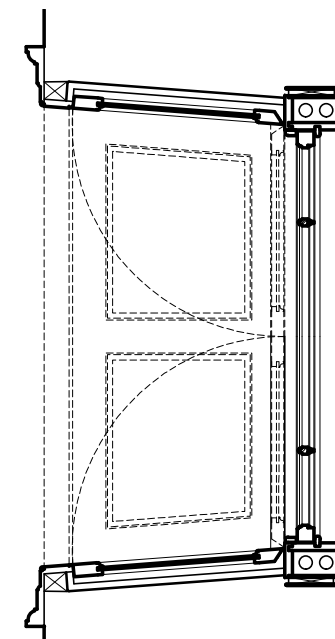
GLAZING BAR PROFILE scale 1:1

NOTE
Do not scale from this drawing - all dimensions should be checked on site by the contractor prior to construction and discrepancies notified to the architect immediately.

This drawing should be read in conjunction with the architect's drawings, specification and schedules, and those provided by the other consultants.

No works to be carried out until the appropriate bat licenses and statutory consents are in place.

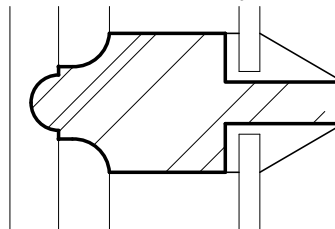
Allow for removal of security screens and boarding prior to full assessment of the repair work with the Conservation Architect.



INTERNAL WINDOW PLAN of INGO's scale 1:20

Provisionally allow for renewing sand and linseed oil mastic and timber cover bead

Profile has been assess visually. All mouldings profiles should be checked on site by contractor.



Work require to 2 no windows to Entrance Hall:-
Remove scaffolding currently braced through window. Remove outer temporary protective screens and grills and allow further assessment of condition by Conservation Architect.
Allow for repairing sash and case windows by piecing in missing glazing bars to exactly match the profile of the existing. Ease the sashes and adjust to full working order. Provisionally renew sash cords and replace missing ironmongery to match original profile. In addition fit discrete recessed brass locks to midrail. Fit toughened plate glass provisionally to match thickness of existing. Allow for adjustments to existing shutters to allow them to operate fully. Existing shutter knobs and ironmongery to be retained. Provisionally fit additional security shutter bars to rear of shutter. Allow for repairs to shutter linings and Ingo panelling as necessary prior to preparation, priming and painting. Note that the existing paint may be lead based.

Hatch indicates preliminary assessment of missing joinery

Simpson & Brown
www.simpsonandbrown.co.uk

The Old Printworks, 77a Brunswick Street, Edinburgh, EH7 5HS
admin@simpsonandbrown.co.uk 0131 555 4678

Architecture Heritage Consultancy Archaeology

JOB TITLE Poltmore House Portico
CLIENT Poltmore House Trust
DWG TITLE Entrance Hall Window Repairs

A3 SCALE	DRAWN	STATUS	JOB NO.	DWG NO.	REV
1:20, 1:1	SW	TENDER	1099.02	PPP20	